



OFFICIAL CANVASS

General Election

November 5, 2024

2329 S. MacArthur BLvd.
Springfield, Illinois 62704
217-782-4141
Fax: 217-782-5959

69 W. Washington St., Pedway LL-08
Chicago, Illinois 60602
312-814-6440
Fax: 312-814-6485

EXECUTIVE DIRECTOR
Bernadette M. Matthews

Board Members:
Casandra B. Watson, Chair
Laura K. Donahue, Vice Chair
Jennifer M. Ballard Croft
Cristina D. Cray
Tonya L. Genovese
Catherine S. McCroy
Rick S. Terven, Sr.
Jack Vrett

elections.il.gov

Table of Contents

Registered Voters	i
Total Ballots Cast.....	ii
Statewide Advisory Questions.....	1
President and Vice President of the United States	7
Representative in Congress.....	27
State Senator.....	40
Representative in the General Assembly.....	50
Regional Superintendent of Schools	101
Trustees of the Prairie DuPont Levee and Sanitary District.....	102
Judge of the Supreme Court	103
Judge of the Appellate Court	105
Judge of the Circuit Court (Cook County).....	112
Judge of the Circuit Court (Cook County Subcircuit Judges).....	115
Judge of the Circuit Court (Downstate).....	127
Judge of the Appellate Court – Retention.....	141
Judge of the Circuit Court – Retention (Downstate)	144
Judge of the Circuit Court – Retention (Cook County)	168

Illinois State Board of Elections

General Election of November 5, 2024

Total Voters Registered

8,101,424

County	Reg	County	Reg	County	Reg
ADAMS	43,982	HARDIN	3,019	MORGAN	21,664
ALEXANDER	3,632	HENDERSON	4,441	MOULTRIE	8,820
BOND	10,401	HENRY	35,918	OGLE	33,870
BOONE	33,250	IROQUOIS	18,217	PEORIA	117,217
BROWN	3,473	JACKSON	32,524	PERRY	14,839
BUREAU	22,738	JASPER	6,841	PIATT	12,119
CALHOUN	3,395	JEFFERSON	23,987	PIKE	10,085
CARROLL	10,405	JERSEY	15,482	POPE	2,823
CASS	7,773	JoDAVIESS	16,644	PULASKI	4,249
CHAMPAIGN	136,827	JOHNSON	8,218	PUTNAM	4,116
CHRISTIAN	21,554	KANE	304,232	RANDOLPH	20,235
CLARK	11,016	KANKAKEE	66,302	RICHLAND	10,755
CLAY	9,369	KENDALL	92,076	ROCK ISLAND	90,276
CLINTON	25,960	KNOX	32,050	SALINE	15,534
COLES	29,069	LAKE	448,174	SANGAMON	139,246
COOK	3,138,913	LaSALLE	73,745	SCHUYLER	4,866
CRAWFORD	13,019	LAWRENCE	8,748	SCOTT	3,471
CUMBERLAND	7,570	LEE	22,023	SHELBY	14,872
DeKALB	65,694	LIVINGSTON	21,847	ST. CLAIR	182,275
DeWITT	10,501	LOGAN	18,201	STARK	3,623
DOUGLAS	11,573	MACON	67,341	STEPHENSON	27,504
DuPAGE	627,899	MACOUPIN	31,516	TAZEWELL	91,825
EDGAR	11,813	MADISON	184,353	UNION	12,317
EDWARDS	4,253	MARION	24,767	VERMILION	46,568
EFFINGHAM	24,414	MARSHALL	8,437	WABASH	7,669
FAYETTE	13,629	MASON	9,102	WARREN	11,011
FORD	9,294	MASSAC	10,628	WASHINGTON	9,662
FRANKLIN	28,729	McDONOUGH	16,593	WAYNE	11,078
FULTON	24,699	McHENRY	204,366	WHITE	9,843
GALLATIN	3,536	McLEAN	115,052	WHITESIDE	37,430
GREENE	9,183	MENARD	9,175	WILL	441,483
GRUNDY	35,637	MERCER	12,938	WILLIAMSON	47,696
HAMILTON	5,688	MONROE	25,872	WINNEBAGO	184,878
HANCOCK	11,728	MONTGOMERY	16,633	WOODFORD	27,427

Illinois State Board of Elections

General Election of November 5, 2024

Total Voters Registered 8,101,424
 Total Ballots Cast 5,705,246 70.42%

County	Ballots	County	Ballots	County	Ballots
ADAMS	32,032	HARDIN	1,955	MORGAN	14,830
ALEXANDER	2,293	HENDERSON	3,494	MOULTRIE	6,586
BOND	8,087	HENRY	25,346	OGLE	26,096
BOONE	24,491	IROQUOIS	13,428	PEORIA	80,332
BROWN	2,487	JACKSON	22,770	PERRY	9,329
BUREAU	16,197	JASPER	5,468	PIATT	9,612
CALHOUN	2,704	JEFFERSON	16,798	PIKE	7,560
CARROLL	7,922	JERSEY	11,792	POPE	2,151
CASS	5,286	JoDAVIESS	12,543	PULASKI	2,406
CHAMPAIGN	91,038	JOHNSON	6,164	PUTNAM	3,389
CHRISTIAN	15,683	KANE	225,945	RANDOLPH	14,476
CLARK	8,261	KANKAKEE	48,173	RICHLAND	7,819
CLAY	6,810	KENDALL	66,808	ROCK ISLAND	64,046
CLINTON	19,425	KNOX	22,472	SALINE	10,714
COLES	21,733	LAKE	315,616	SANGAMON	100,675
COOK	2,108,301	LaSALLE	53,072	SCHUYLER	3,794
CRAWFORD	9,027	LAWRENCE	6,159	SCOTT	2,606
CUMBERLAND	5,810	LEE	16,290	SHELBY	11,775
DeKALB	47,842	LIVINGSTON	16,736	ST. CLAIR	121,346
DeWITT	7,815	LOGAN	12,725	STARK	2,782
DOUGLAS	8,493	MACON	45,791	STEPHENSON	21,227
DuPAGE	464,364	MACOUPIN	23,647	TAZEWELL	68,924
EDGAR	7,991	MADISON	134,246	UNION	8,333
EDWARDS	3,311	MARION	16,895	VERMILION	29,819
EFFINGHAM	19,266	MARSHALL	6,199	WABASH	5,423
FAYETTE	9,681	MASON	6,445	WARREN	7,517
FORD	6,615	MASSAC	6,736	WASHINGTON	7,661
FRANKLIN	17,848	McDONOUGH	12,132	WAYNE	8,326
FULTON	16,295	McHENRY	163,996	WHITE	7,120
GALLATIN	2,570	McLEAN	87,741	WHITESIDE	26,742
GREENE	6,135	MENARD	6,499	WILL	331,367
GRUNDY	26,788	MERCER	8,422	WILLIAMSON	33,346
HAMILTON	4,234	MONROE	21,117	WINNEBAGO	122,756
HANCOCK	9,166	MONTGOMERY	13,350	WOODFORD	21,390

STATEWIDE ADVISORY QUESTION

"Should any candidate appearing on the Illinois ballot for federal, State, or local office be subject to civil penalties if the candidate interferes or attempts to interfere with an election worker's official duties?"

	Yes Votes	No Votes	Yes Votes	No Votes
ADAMS	25,774	4,773	1,982	350
ALEXANDER	1,803	326	4,928	761
BOND	6,597	1,086	22,246	3,199
BOONE	20,591	2,785	2,944	895
BROWN	2,064	330	7,164	1,588
BUREAU	13,820	1,707	1,518	277
CALHOUN	2,131	338	2,774	498
CARROLL	6,711	923	21,243	3,099
CASS	4,313	637	10,925	1,714
CHAMPAIGN	79,449	8,320	18,877	2,569
CHRISTIAN	12,962	2,040	3,830	1,214
CLARK	6,752	1,141	12,170	3,784
CLAY	4,730	1,740	9,595	1,388
CLINTON	15,603	3,154	10,606	1,409
COLES	18,143	2,562	4,836	953
COOK	1,800,501	170,027	190,830	24,257
CRAWFORD	7,424	1,244	40,900	5,247
CUMBERLAND	4,583	951	56,531	7,765
DeKALB	40,881	5,293	18,346	2,899
DeWITT	6,421	1,006	260,165	32,847
DOUGLAS	7,102	1,068	44,523	6,615
DuPAGE	400,514	47,574	4,881	847
EDGAR	6,608	965	13,854	1,859
EDWARDS	2,331	803	13,960	2,020
EFFINGHAM	15,311	3,166	10,622	1,510
FAYETTE	7,712	1,640	38,409	5,137
FORD	5,530	799	19,813	2,752
FRANKLIN	14,639	2,380	115,471	14,726
FULTON	13,391	2,055	13,494	2,875
GALLATIN				
GREENE				
GRUNDY				
HAMILTON				
HANCOCK				
HARDIN				
HENDERSON				
HENRY				
IROQUOIS				
JACKSON				
JASPER				
JEFFERSON				
JERSEY				
JoDAVIESS				
JOHNSON				
KANE				
KANKAKEE				
KENDALL				
KNOX				
LAKE				
LaSALLE				
LAWRENCE				
LEE				
LIVINGSTON				
LOGAN				
MACON				
MACOUPIN				
MADISON				
MARION				

STATEWIDE ADVISORY QUESTION

"Should any candidate appearing on the Illinois ballot for federal, State, or local office be subject to civil penalties if the candidate interferes or attempts to interfere with an election worker's official duties?"

	Yes Votes	No Votes	Yes Votes	No Votes
MARSHALL	4,961	804	105,235	12,510
MASON	5,380	672	18,050	2,321
MASSAC	5,384	780	56,424	9,813
MCDONOUGH	9,750	1,759	6,832	1,130
McHENRY	141,170	18,626	25,461	3,279
McLEAN	75,745	9,715	4,212	934
MENARD	5,259	817	6,159	990
MERCER	7,295	802	5,837	1,363
MONROE	17,671	2,940	6,079	1,866
MONTGOMERY	11,169	1,535	5,167	1,514
MORGAN	12,005	2,030	23,024	2,776
MOULTRIE	5,438	917	270,173	44,954
OGLE	22,083	3,169	26,684	4,759
PEORIA	68,365	8,326	104,037	13,019
PERRY	7,406	1,432	16,720	3,587
PIATT	8,244	1,111		
PIKE	5,864	1,327		
POPE	1,640	335		
PULASKI	1,853	338		
PUTNAM	2,798	413		
RANDOLPH	10,895	2,998		
RICHLAND	5,929	1,306		
ROCK ISLAND	55,338	6,482		
SALINE	8,422	1,559		
SANGAMON	85,651	11,535		
SCHUYLER	2,757	630		
SCOTT	1,970	414		
SHELBY	9,384	1,767		
STARK	2,223	436		
ST. CLAIR				
STEPHENSON				
TAZEWELL				
UNION				
VERMILION				
WABASH				
WARREN				
WASHINGTON				
WAYNE				
WHITE				
WHITESIDE				
WILL				
WILLIAMSON				
WINNEBAGO				
WOODFORD				
TOTALS			4,813,971	595,677

STATEWIDE ADVISORY QUESTION

"Should the Illinois Constitution be amended to create an additional 3% tax on income greater than \$1,000,000 for the purpose of dedicating funds raised to property tax relief?"

	Yes Votes	No Votes	Yes Votes	No Votes
ADAMS	14,550	15,972	1,086	1,232
ALEXANDER	1,065	1,040	2,846	2,813
BOND	4,004	3,693	14,461	11,074
BOONE	13,402	10,038	1,643	2,199
BROWN	1,107	1,252	4061	4648
BUREAU	8,833	6,644	897	898
CALHOUN	1,230	1,221	1,600	1614
CARROLL	4,142	3,477	13,162	11045
CASS	2,747	2,214	6,138	6533
CHAMPAIGN	55,209	32,325	13,812	7783
CHRISTIAN	7,537	7,478	2,033	3032
CLARK	3,941	3,946	7,311	8626
CLAY	2,593	3,891	5,288	5712
CLINTON	9,323	9,424	6,899	5086
COLES	11,543	9,157	2,850	2,964
COOK	1,325,059	646,116	125,263	90,306
CRAWFORD	4,130	4,564	25,204	20,966
CUMBERLAND	2,599	2,962	38,505	25,699
DeKALB	27,321	18,756	12,209	8,935
DeWITT	3,695	3,750	176,283	117,743
DOUGLAS	4,085	4,088	29,197	21,926
DuPAGE	259,652	187,788	2,831	2,882
EDGAR	3,990	3,603	8,690	7,024
EDWARDS	1,198	1,922	8,053	7,914
EFFINGHAM	7,702	10,801	6,444	5,711
FAYETTE	4,022	5,301	23,771	19,895
FORD	3,124	3,220	12,160	10,412
FRANKLIN	8,988	7,918	78009	51593
FULTON	9,155	6,332	7,967	8,376
GALLATIN				
GREENE				
GRUNDY				
HAMILTON				
HANCOCK				
HARDIN				
HENDERSON				
HENRY				
IROQUOIS				
JACKSON				
JASPER				
JEFFERSON				
JERSEY				
JoDAVISS				
JOHNSON				
KANE				
KANKAKEE				
KENDALL				
KNOX				
LAKE				
LasALLE				
LAWRENCE				
LEE				
LIVINGSTON				
LOGAN				
MACON				
MACOUPIN				
MADISON				
MARION				

STATEWIDE ADVISORY QUESTION

"Should the Illinois Constitution be amended to create an additional 3% tax on income greater than \$1,000,000 for the purpose of dedicating funds raised to property tax relief?"

	Yes Votes	No Votes	Yes Votes	No Votes
MARSHALL	2,870	2,844	71,343	46,101
MASON	3,277	2,777	11,614	8,807
MASSAC	3,423	2,750	35,508	30,666
McDONOUGH	6,723	4,846	4,131	3,788
McHENRY	92,025	67,395	15,233	13,473
McLEAN	51,983	33,069	2,442	2,690
MENARD	2,962	3,110	4,000	3,151
MERCER	4,527	3,569	3,516	3,740
MONROE	10,553	10,013	3,115	4,811
MONTGOMERY	6,533	6,165	3,081	3,615
MORGAN	7,713	6,345	14,995	10,786
MOULTRIE	3,089	3,271	187,276	129,446
OGLE	13,194	12,059	16,339	15,074
PEORIA	46,951	29,699	70,477	46,294
PERRY	4,483	4,377	9,155	11,178
PIATT	4,967	4,415		
PIKE	3,104	4,049		
POPE	939	1,033		
PULASKI	1,066	1,124		
PUTNAM	1,774	1,462		
RANDOLPH	6,338	7,536		
RICHLAND	3,580	3,713		
ROCK ISLAND	38,369	23,356		
SALINE	5,365	4,635		
SANGAMON	56,719	40,237		
SCHUYLER	1,729	1,671		
SCOTT	1,126	1,250		
SHELBY	4,997	6,178		
STARK	1,239	1,405		
ST. CLAIR				
STEPHENSON				
TAZEWELL				
UNION				
VERMILION				
WABASH				
WARREN				
WASHINGTON				
WAYNE				
WHITE				
WHITESIDE				
WILL				
WILLIAMSON				
WINNEBAGO				
WOODFORD				
TOTALS			3,288,462	2,121,507

"Should all medically appropriate assisted reproductive treatments, including, but not limited to, in vitro fertilization, be covered by any health insurance plan in Illinois that provides coverage for pregnancy benefits, without limitation on the number of treatments?"

	Yes Votes	No Votes	Yes Votes	No Votes
MARSHALL	3,442	2,218	82,576	34,412
MASON	3,819	2,137	12,717	7,512
MASSAC	3,823	2,259	39,590	26,143
McDONOUGH	7,409	4,029	4,643	3,250
McHENRY	108,311	50,694	18,575	9,992
McLEAN	58,240	26,738	2,827	2,283
MENARD	3,701	2,312	4,598	2,516
MERCER	4,984	3,017	3,976	3,203
MONROE	12,127	8,366	3,847	3,997
MONTGOMERY	7,976	4,622	3,592	3,029
MORGAN	9,012	4,947	17,104	8,456
MOULTRIE	3,744	2,577	227,108	88,616
OGLE	15,872	9,262	18,368	12,829
PEORIA	51,405	24,941	78,914	37,287
PERRY	5,240	3,537	10,682	9,519
PIATT	5,899	3,423		
PIKE	3,807	3,331		
POPE	1,089	845		
PULASKI	1,355	821		
PUTNAM	2,097	1,095		
RANDOLPH	7,577	6,268		
RICHLAND	4,213	2,974		
ROCK ISLAND	41,730	19,830		
SALINE	5,946	3,887		
SANGAMON	65,219	31,002		
SCHUYLER	2,037	1,315		
SCOTT	1,393	981		
SHELBY	6,058	5,036		
STARK	1,547	1,084		
ST. CLAIR				
STEPHENSON				
TAZEWELL				
UNION				
VERMILION				
WABASH				
WARREN				
WASHINGTON				
WAYNE				
WHITE				
WHITESIDE				
WILL				
WILLIAMSON				
WINNEBAGO				
WOODFORD				
TOTAL			3,914,126	1,474,158

PRESIDENT AND VICE PRESIDENT OF THE UNITED STATES

PLURALITY 613,784(DEM)

Kamala D. Harris	[Tim Walz]	DEM	3,062,863	54.37%
Donald J. Trump	[JD Vance]	REP	2,449,079	43.47%
Robert F. Kennedy Jr.	[Nicole Shanahan]	IND	80,426	1.43%
Jill Stein			31,023	0.55% W-I
Chase Oliver			3,510	0.06% W-I
Claudia De La Cruz			2,877	0.05% W-I
Cornel West			1,569	0.03% W-I
Peter Sonski			1,391	0.02% W-I
Rudolph Ware			322	< .01% W-I
Mike ter Maat			90	< .01% W-I
Shiva Ayyadurai			42	< .01% W-I
Heather Lynn Stone			30	< .01% W-I
Melina Abdullah			21	< .01% W-I
Future Madame Potus			12	< .01% W-I
Joseph Kishore			12	< .01% W-I
James T. Struck			8	< .01% W-I
Andre Ramon McNeil Sr			7	< .01% W-I
Gordan Hlavenka			5	< .01% W-I
Kevin McKee			4	< .01% W-I
David J Nash			4	< .01% W-I
Cherunda Fox			3	< .01% W-I
John P Albers			3	< .01% W-I

PRESIDENT AND VICE PRESIDENT OF THE UNITED STATES

PLURALITY 613,784(DEM)

Garry Hubbard	3	< .01% W-I
.....		
Brian Larry Kienitz	2	< .01% W-I
.....		
Jerry White	2	< .01% W-I
.....		
Richard Mayers	1	< .01% W-I
.....		
Susan Maude Buchser	1	< .01% W-I
.....		
Latrina Peete	0	< .01% W-I
.....		
Shondra Irving	0	< .01% W-I
.....		

COUNTY	PLURALITY	DEM Harris Walz	REP Trump Vance	IND Kennedy Jr. Shanahan	Stein	Oliver
ADAMS	15,050(REP)	8,111	23,161	472	10	9
ALEXANDER	437(REP)	904	1,341	26	0	0
BOND	3,575(REP)	2,117	5,692	172	7	2
BOONE	3,514(REP)	10,159	13,673	384	27	8
BROWN	1,471(REP)	467	1,938	50	0	0
BUREAU	3,884(REP)	5,900	9,784	308	5	1
CALHOUN	1,499(REP)	560	2,059	61	0	0
CARROLL	2,482(REP)	2,600	5,082	154	0	1
CASS	2,274(REP)	1,438	3,712	91	0	0
CHAMPAIGN	21,349(DEM)	54,314	32,965	1,348	612	108
CHRISTIAN	7,252(REP)	4,026	11,278	230	5	5
CLARK	4,203(REP)	1,927	6,130	146	1	1
CLAY	4,556(REP)	1,054	5,610	102	2	1
CLINTON	9,960(REP)	4,447	14,407	361	9	4
COLES	6,111(REP)	7,495	13,606	368	13	14
COOK	863,969(DEM)	1,447,821	583,852	25,127	17,708	1,306
CRAWFORD	4,679(REP)	2,048	6,727	152	4	3
CUMBERLAND	3,568(REP)	1,059	4,627	82	1	0
DeKALB	932(DEM)	23,648	22,716	822	81	48
DeWITT	3,471(REP)	2,058	5,529	149	5	17
DOUGLAS	3,878(REP)	2,198	6,076	130	5	1
DuPAGE	59,921(DEM)	251,164	191,243	7,253	6,125	466
EDGAR	4,139(REP)	1,816	5,955	135	2	4

PRESIDENT AND VICE PRESIDENT OF THE UNITED STATES

PLURALITY 613,784(DEM)

COUNTY	PLURALITY	DEM Harris Walz	REP Trump Vance	IND Kennedy Jr. Shanahan	Stein	Oliver
EDWARDS	2,337(REP)	457	2,794	37	1	0
EFFINGHAM	11,507(REP)	3,617	15,124	321	9	6
FAYETTE	6,215(REP)	1,632	7,847	122	0	0
FORD	3,135(REP)	1,643	4,778	126	4	0
FRANKLIN	8,943(REP)	4,257	13,200	228	4	3
FULTON	3,847(REP)	5,980	9,827	330	7	0
GALLATIN	1,362(REP)	561	1,923	45	0	0
GREENE	3,499(REP)	1,220	4,719	115	2	0
GRUNDY	7,854(REP)	9,143	16,997	399	28	18
HAMILTON	2,646(REP)	739	3,385	57	0	0
HANCOCK	4,525(REP)	2,183	6,708	167	2	4
HARDIN	1,189(REP)	357	1,546	22	0	0
HENDERSON	1,343(REP)	1,026	2,369	67	0	2
HENRY	6,133(REP)	9,226	15,359	477	11	15
IROQUOIS	7,629(REP)	2,747	10,376	184	9	3
JACKSON	780(DEM)	11,394	10,614	323	95	22
JASPER	3,537(REP)	912	4,449	60	1	3
JEFFERSON	7,949(REP)	4,240	12,189	210	13	0
JERSEY	5,868(REP)	2,816	8,684	191	0	3
JoDAVIESS	2,085(REP)	5,051	7,136	198	16	8
JOHNSON	3,557(REP)	1,241	4,798	64	0	0
KANE	20,817(DEM)	120,077	99,260	3,027	761	170
KANKAKEE	9,886(REP)	18,399	28,285	831	36	0
KENDALL	1,007(DEM)	32,977	31,970	1,023	217	47
KNOX	2,079(REP)	9,838	11,917	420	13	3
LAKE	64,240(DEM)	184,642	120,402	4,279	1,043	261
LaSALLE	9,688(REP)	21,029	30,717	686	42	23
LAWRENCE	3,432(REP)	1,283	4,715	105	2	5
LEE	3,575(REP)	6,105	9,680	306	14	4
LIVINGSTON	7,659(REP)	4,311	11,970	257	10	1
LOGAN	5,214(REP)	3,543	8,757	255	2	6
MACON	8,553(REP)	18,009	26,562	653	68	32
MACOUPIN	9,173(REP)	6,892	16,065	446	15	5
MADISON	17,584(REP)	56,341	73,925	2,333	169	88

PRESIDENT AND VICE PRESIDENT OF THE UNITED STATES

PLURALITY 613,784(DEM)

COUNTY	PLURALITY	DEM Harris Walz	REP Trump Vance	IND Kennedy Jr. Shanahan	Stein	Oliver
MARION	8,293(REP)	4,116	12,409	231	3	1
MARSHALL	2,206(REP)	1,913	4,119	95	0	0
MASON	2,691(REP)	1,773	4,464	134	0	3
MASSAC	3,256(REP)	1,683	4,939	54	0	0
McDONOUGH	2,251(REP)	4,736	6,987	217	16	14
McHENRY	8,563(REP)	75,370	83,933	2,396	327	146
McLEAN	4,205(DEM)	44,495	40,290	1,383	166	72
MENARD	2,665(REP)	1,834	4,499	90	4	0
MERCER	2,265(REP)	2,950	5,215	180	1	0
MONROE	7,582(REP)	6,473	14,055	361	5	5
MONTGOMERY	5,805(REP)	3,573	9,378	236	11	5
MORGAN	4,759(REP)	4,848	9,607	194	13	10
MOULTRIE	3,201(REP)	1,615	4,816	92	5	0
OGLE	7,567(REP)	8,883	16,450	416	22	24
PEORIA	3,668(DEM)	40,564	36,896	1,271	290	0
PERRY	4,803(REP)	2,146	6,949	146	4	3
PIATT	2,900(REP)	3,204	6,104	188	3	6
PIKE	4,784(REP)	1,302	6,086	118	2	1
POPE	1,282(REP)	416	1,698	18	1	0
PULASKI	814(REP)	769	1,583	25	0	0
PUTNAM	760(REP)	1,254	2,014	63	1	0
RANDOLPH	7,163(REP)	3,461	10,624	247	1	0
RICHLAND	4,142(REP)	1,747	5,889	107	5	7
ROCK ISLAND	6,065(DEM)	34,126	28,061	1,080	66	32
SALINE	5,196(REP)	2,634	7,830	138	0	0
SANGAMON	4,905(REP)	46,074	50,979	1,792	187	66
SCHUYLER	1,759(REP)	961	2,720	75	1	2
SCOTT	1,583(REP)	488	2,071	28	0	0
SHELBY	7,027(REP)	2,240	9,267	157	4	2
ST. CLAIR	9,412(DEM)	63,433	54,021	2,201	167	67
STARK	1,258(REP)	725	1,983	53	0	0
STEPHENSON	4,069(REP)	8,278	12,347	340	14	13
TAZEWELL	18,126(REP)	24,325	42,451	1,190	61	0
UNION	3,552(REP)	2,285	5,837	102	2	0

PRESIDENT AND VICE PRESIDENT OF THE UNITED STATES

PLURALITY 613,784(DEM)

COUNTY	PLURALITY	DEM Harris Walz	REP Trump Vance	IND Kennedy Jr. Shanahan	Stein	Oliver
VERMILION	10,523(REP)	9,254	19,777	478	22	8
WABASH	2,895(REP)	1,200	4,095	82	0	0
WARREN	1,868(REP)	2,711	4,579	142	10	5
WASHINGTON	4,328(REP)	1,564	5,892	105	1	0
WAYNE	5,864(REP)	1,155	7,019	93	8	0
WHITE	4,196(REP)	1,390	5,586	88	3	0
WHITESIDE	3,886(REP)	11,012	14,898	519	10	8
WILL	5,202(DEM)	162,874	157,672	4,425	2,182	230
WILLIAMSON	12,796(REP)	9,890	22,686	422	27	15
WINNEBAGO	685(DEM)	59,942	59,257	1,849	155	34
WOODFORD	8,879(REP)	5,958	14,837	318	7	0
COUNTY	PLURALITY	De La Cruz	West	Sonski	Ware	Maat
ADAMS	15,050(REP)	0	0	0	0	0
ALEXANDER	437(REP)	0	0	0	0	0
BOND	3,575(REP)	0	1	0	0	0
BOONE	3,514(REP)	2	3	0	0	0
BROWN	1,471(REP)	0	0	0	0	0
BUREAU	3,884(REP)	1	0	0	0	0
CALHOUN	1,499(REP)	0	0	0	0	0
CARROLL	2,482(REP)	0	1	0	1	1
CASS	2,274(REP)	0	0	0	0	0
CHAMPAIGN	21,349(DEM)	97	52	84	0	0
CHRISTIAN	7,252(REP)	1	0	0	0	0
CLARK	4,203(REP)	0	0	0	0	0
CLAY	4,556(REP)	0	0	0	0	0
CLINTON	9,960(REP)	0	2	0	0	0
COLES	6,111(REP)	0	2	9	0	0
COOK	863,969(DEM)	2,177	893	273	5	0
CRAWFORD	4,679(REP)	0	0	0	0	0
CUMBERLAND	3,568(REP)	0	0	0	0	0
DeKALB	932(DEM)	15	4	20	31	16

PRESIDENT AND VICE PRESIDENT OF THE UNITED STATES

PLURALITY 613,784(DEM)

COUNTY	PLURALITY	De La Cruz	West	Sonski	Ware	Maat
DeWITT	3,471(REP)	0	0	0	0	0
DOUGLAS	3,878(REP)	0	0	0	0	0
DuPAGE	59,921(DEM)	148	155	313	0	0
EDGAR	4,139(REP)	0	0	0	0	0
EDWARDS	2,337(REP)	0	0	0	0	0
EFFINGHAM	11,507(REP)	0	2	0	3	0
FAYETTE	6,215(REP)	0	0	0	0	0
FORD	3,135(REP)	2	0	0	0	0
FRANKLIN	8,943(REP)	0	0	0	0	0
FULTON	3,847(REP)	0	0	0	0	0
GALLATIN	1,362(REP)	0	0	0	0	0
GREENE	3,499(REP)	0	0	0	0	0
GRUNDY	7,854(REP)	2	2	0	0	0
HAMILTON	2,646(REP)	0	0	0	0	0
HANCOCK	4,525(REP)	0	0	0	0	1
HARDIN	1,189(REP)	0	1	0	0	0
HENDERSON	1,343(REP)	0	0	0	0	0
HENRY	6,133(REP)	0	1	0	2	1
IROQUOIS	7,629(REP)	3	2	0	0	0
JACKSON	780(DEM)	9	8	0	0	0
JASPER	3,537(REP)	0	0	0	0	0
JEFFERSON	7,949(REP)	2	1	0	5	0
JERSEY	5,868(REP)	0	0	0	0	0
JoDAVISS	2,085(REP)	0	3	0	2	0
JOHNSON	3,557(REP)	0	0	0	0	0
KANE	20,817(DEM)	75	51	110	0	0
KANKAKEE	9,886(REP)	9	2	7	0	0
KENDALL	1,007(DEM)	0	15	14	111	19
KNOX	2,079(REP)	0	0	0	0	0
LAKE	64,240(DEM)	89	73	112	0	0
LaSALLE	9,688(REP)	8	3	0	0	0
LAWRENCE	3,432(REP)	0	0	0	0	0
LEE	3,575(REP)	3	0	0	0	0
LIVINGSTON	7,659(REP)	0	0	0	0	0

PRESIDENT AND VICE PRESIDENT OF THE UNITED STATES

PLURALITY 613,784(DEM)

COUNTY	PLURALITY	De La Cruz	West	Sonski	Ware	Maat
LOGAN	5,214(REP)	0	1	0	0	0
MACON	8,553(REP)	0	11	6	0	0
MACOUPIN	9,173(REP)	0	2	0	0	0
MADISON	17,584(REP)	34	22	59	65	27
MARION	8,293(REP)	0	0	2	0	0
MARSHALL	2,206(REP)	0	0	0	0	0
MASON	2,691(REP)	0	0	0	0	0
MASSAC	3,256(REP)	0	0	0	0	0
McDONOUGH	2,251(REP)	0	1	0	0	0
McHENRY	8,563(REP)	0	34	70	0	0
McLEAN	4,205(DEM)	19	16	76	0	0
MENARD	2,665(REP)	0	0	0	4	0
MERCER	2,265(REP)	0	0	0	0	0
MONROE	7,582(REP)	2	0	0	0	1
MONTGOMERY	5,805(REP)	0	0	0	0	0
MORGAN	4,759(REP)	3	2	0	0	0
MOULTRIE	3,201(REP)	0	0	0	0	0
OGLE	7,567(REP)	2	2	0	0	0
PEORIA	3,668(DEM)	15	27	71	0	0
PERRY	4,803(REP)	0	0	0	0	0
PIATT	2,900(REP)	2	1	0	0	0
PIKE	4,784(REP)	0	0	0	0	0
POPE	1,282(REP)	0	0	0	0	0
PULASKI	814(REP)	0	3	0	0	0
PUTNAM	760(REP)	1	0	1	0	0
RANDOLPH	7,163(REP)	0	0	0	0	0
RICHLAND	4,142(REP)	0	0	0	0	0
ROCK ISLAND	6,065(DEM)	25	19	14	20	14
SALINE	5,196(REP)	0	3	0	0	0
SANGAMON	4,905(REP)	0	28	45	0	0
SCHUYLER	1,759(REP)	0	0	0	0	0
SCOTT	1,583(REP)	0	0	0	0	0
SHELBY	7,027(REP)	0	0	0	0	0
ST. CLAIR	9,412(DEM)	16	32	22	1	0

PRESIDENT AND VICE PRESIDENT OF THE UNITED STATES

PLURALITY 613,784(DEM)

COUNTY	PLURALITY	De La Cruz	West	Sonski	Ware	Maat
STARK	1,258(REP)	0	0	0	0	0
STEPHENSON	4,069(REP)	1	2	0	0	0
TAZEWELL	18,126(REP)	0	0	0	0	0
UNION	3,552(REP)	0	0	0	0	0
VERMILION	10,523(REP)	3	0	3	4	0
WABASH	2,895(REP)	0	0	0	0	0
WARREN	1,868(REP)	0	0	0	0	0
WASHINGTON	4,328(REP)	0	0	0	0	0
WAYNE	5,864(REP)	0	0	0	0	0
WHITE	4,196(REP)	0	0	0	0	0
WHITESIDE	3,886(REP)	0	0	0	0	0
WILL	5,202(DEM)	89	71	61	0	0
WILLIAMSON	12,796(REP)	8	2	0	14	4
WINNEBAGO	685(DEM)	14	13	19	52	6
WOODFORD	8,879(REP)	0	0	0	2	0
COUNTY	PLURALITY	Ayyadurai	Stone	Abdullah	Potus	Kishore
ADAMS	15,050(REP)	3	0	0	0	0
ALEXANDER	437(REP)	0	0	0	0	0
BOND	3,575(REP)	0	0	0	0	0
BOONE	3,514(REP)	0	0	0	0	0
BROWN	1,471(REP)	0	0	0	0	0
BUREAU	3,884(REP)	0	0	0	0	0
CALHOUN	1,499(REP)	0	0	0	0	0
CARROLL	2,482(REP)	0	0	0	0	0
CASS	2,274(REP)	0	0	0	0	0
CHAMPAIGN	21,349(DEM)	1	0	0	0	0
CHRISTIAN	7,252(REP)	0	0	0	0	0
CLARK	4,203(REP)	1	0	0	0	0
CLAY	4,556(REP)	0	0	0	0	0
CLINTON	9,960(REP)	0	0	0	0	0
COLES	6,111(REP)	0	0	0	0	0

PRESIDENT AND VICE PRESIDENT OF THE UNITED STATES

PLURALITY 613,784(DEM)

COUNTY	PLURALITY	Ayyadurai	Stone	Abdullah	Potus	Kishore
COOK	863,969(DEM)	6	25	1	12	12
CRAWFORD	4,679(REP)	1	0	0	0	0
CUMBERLAND	3,568(REP)	0	0	0	0	0
DeKALB	932(DEM)	0	0	0	0	0
DeWITT	3,471(REP)	0	0	0	0	0
DOUGLAS	3,878(REP)	0	0	0	0	0
DuPAGE	59,921(DEM)	7	0	0	0	0
EDGAR	4,139(REP)	0	0	0	0	0
EDWARDS	2,337(REP)	0	0	0	0	0
EFFINGHAM	11,507(REP)	0	0	2	0	0
FAYETTE	6,215(REP)	0	0	0	0	0
FORD	3,135(REP)	0	0	0	0	0
FRANKLIN	8,943(REP)	0	0	0	0	0
FULTON	3,847(REP)	0	0	0	0	0
GALLATIN	1,362(REP)	1	0	0	0	0
GREENE	3,499(REP)	0	0	0	0	0
GRUNDY	7,854(REP)	0	0	0	0	0
HAMILTON	2,646(REP)	0	0	0	0	0
HANCOCK	4,525(REP)	0	0	0	0	0
HARDIN	1,189(REP)	0	0	0	0	0
HENDERSON	1,343(REP)	0	0	0	0	0
HENRY	6,133(REP)	0	0	0	0	0
IROQUOIS	7,629(REP)	0	0	0	0	0
JACKSON	780(DEM)	0	0	0	0	0
JASPER	3,537(REP)	0	0	0	0	0
JEFFERSON	7,949(REP)	0	0	1	0	0
JERSEY	5,868(REP)	0	0	0	0	0
JoDAVIESS	2,085(REP)	0	0	0	0	0
JOHNSON	3,557(REP)	0	0	0	0	0
KANE	20,817(DEM)	3	0	0	0	0
KANKAKEE	9,886(REP)	0	0	0	0	0
KENDALL	1,007(DEM)	0	0	4	0	0
KNOX	2,079(REP)	0	0	0	0	0
LAKE	64,240(DEM)	6	0	0	0	0

PRESIDENT AND VICE PRESIDENT OF THE UNITED STATES

PLURALITY 613,784(DEM)

COUNTY	PLURALITY	Ayyadurai	Stone	Abdullah	Potus	Kishore
LaSALLE	9,688(REP)	0	0	0	0	0
LAWRENCE	3,432(REP)	0	0	0	0	0
LEE	3,575(REP)	0	0	0	0	0
LIVINGSTON	7,659(REP)	0	0	0	0	0
LOGAN	5,214(REP)	0	0	0	0	0
MACON	8,553(REP)	0	0	0	0	0
MACOUPIN	9,173(REP)	0	0	0	0	0
MADISON	17,584(REP)	2	0	6	0	0
MARION	8,293(REP)	0	0	0	0	0
MARSHALL	2,206(REP)	0	0	0	0	0
MASON	2,691(REP)	0	0	0	0	0
MASSAC	3,256(REP)	0	0	0	0	0
McDONOUGH	2,251(REP)	1	0	0	0	0
McHENRY	8,563(REP)	5	0	0	0	0
McLEAN	4,205(DEM)	0	5	0	0	0
MENARD	2,665(REP)	0	0	0	0	0
MERCER	2,265(REP)	0	0	0	0	0
MONROE	7,582(REP)	0	0	0	0	0
MONTGOMERY	5,805(REP)	0	0	0	0	0
MORGAN	4,759(REP)	0	0	0	0	0
MOULTRIE	3,201(REP)	0	0	0	0	0
OGLE	7,567(REP)	0	0	0	0	0
PEORIA	3,668(DEM)	2	0	0	0	0
PERRY	4,803(REP)	0	0	0	0	0
PIATT	2,900(REP)	0	0	0	0	0
PIKE	4,784(REP)	0	0	0	0	0
POPE	1,282(REP)	0	0	0	0	0
PULASKI	814(REP)	0	0	1	0	0
PUTNAM	760(REP)	0	0	0	0	0
RANDOLPH	7,163(REP)	0	0	0	0	0
RICHLAND	4,142(REP)	0	0	0	0	0
ROCK ISLAND	6,065(DEM)	0	0	1	0	0
SALINE	5,196(REP)	0	0	0	0	0
SANGAMON	4,905(REP)	0	0	0	0	0

PRESIDENT AND VICE PRESIDENT OF THE UNITED STATES

PLURALITY 613,784(DEM)

COUNTY	PLURALITY	Ayyadurai	Stone	Abdullah	Potus	Kishore
SCHUYLER	1,759(REP)	0	0	0	0	0
SCOTT	1,583(REP)	0	0	0	0	0
SHELBY	7,027(REP)	0	0	0	0	0
ST. CLAIR	9,412(DEM)	2	0	0	0	0
STARK	1,258(REP)	0	0	0	0	0
STEPHENSON	4,069(REP)	0	0	0	0	0
TAZEWELL	18,126(REP)	0	0	0	0	0
UNION	3,552(REP)	0	0	0	0	0
VERMILION	10,523(REP)	0	0	0	0	0
WABASH	2,895(REP)	0	0	0	0	0
WARREN	1,868(REP)	0	0	0	0	0
WASHINGTON	4,328(REP)	0	0	0	0	0
WAYNE	5,864(REP)	0	0	0	0	0
WHITE	4,196(REP)	0	0	0	0	0
WHITESIDE	3,886(REP)	0	0	0	0	0
WILL	5,202(DEM)	0	0	0	0	0
WILLIAMSON	12,796(REP)	0	0	0	0	0
WINNEBAGO	685(DEM)	1	0	5	0	0
WOODFORD	8,879(REP)	0	0	0	0	0
COUNTY	PLURALITY	Struck	McNeil Sr	Hlavenka	McKee	Nash
ADAMS	15,050(REP)	0	0	0	0	0
ALEXANDER	437(REP)	0	0	0	0	0
BOND	3,575(REP)	0	0	0	0	0
BOONE	3,514(REP)	0	0	0	0	0
BROWN	1,471(REP)	0	0	0	0	0
BUREAU	3,884(REP)	0	0	0	0	0
CALHOUN	1,499(REP)	0	0	0	0	0
CARROLL	2,482(REP)	0	0	0	0	0
CASS	2,274(REP)	0	0	0	0	0
CHAMPAIGN	21,349(DEM)	0	0	0	0	0
CHRISTIAN	7,252(REP)	0	0	0	0	0

PRESIDENT AND VICE PRESIDENT OF THE UNITED STATES

PLURALITY 613,784(DEM)

COUNTY	PLURALITY	Struck	McNeil Sr	Hlavenka	McKee	Nash
CLARK	4,203(REP)	0	0	0	0	0
CLAY	4,556(REP)	0	0	0	0	0
CLINTON	9,960(REP)	0	0	0	0	0
COLES	6,111(REP)	0	0	0	0	0
COOK	863,969(DEM)	8	3	1	2	0
CRAWFORD	4,679(REP)	0	0	0	0	0
CUMBERLAND	3,568(REP)	0	0	0	0	0
DeKALB	932(DEM)	0	0	0	0	0
DeWITT	3,471(REP)	0	0	0	0	0
DOUGLAS	3,878(REP)	0	0	0	0	0
DuPAGE	59,921(DEM)	0	0	3	0	4
EDGAR	4,139(REP)	0	0	0	0	0
EDWARDS	2,337(REP)	0	0	0	0	0
EFFINGHAM	11,507(REP)	0	0	0	0	0
FAYETTE	6,215(REP)	0	0	0	0	0
FORD	3,135(REP)	0	0	0	0	0
FRANKLIN	8,943(REP)	0	0	0	0	0
FULTON	3,847(REP)	0	0	0	0	0
GALLATIN	1,362(REP)	0	0	0	0	0
GREENE	3,499(REP)	0	0	0	0	0
GRUNDY	7,854(REP)	0	0	0	0	0
HAMILTON	2,646(REP)	0	0	0	0	0
HANCOCK	4,525(REP)	0	0	0	0	0
HARDIN	1,189(REP)	0	0	0	0	0
HENDERSON	1,343(REP)	0	0	0	0	0
HENRY	6,133(REP)	0	0	0	0	0
IROQUOIS	7,629(REP)	0	0	0	0	0
JACKSON	780(DEM)	0	0	0	0	0
JASPER	3,537(REP)	0	0	0	0	0
JEFFERSON	7,949(REP)	0	0	0	0	0
JERSEY	5,868(REP)	0	0	0	0	0
JoDAVISS	2,085(REP)	0	0	0	0	0
JOHNSON	3,557(REP)	0	0	0	0	0
KANE	20,817(DEM)	0	0	0	0	0

PRESIDENT AND VICE PRESIDENT OF THE UNITED STATES

PLURALITY 613,784(DEM)

COUNTY	PLURALITY	Struck	McNeil Sr	Hlavenka	McKee	Nash
KANKAKEE	9,886(REP)	0	0	0	0	0
KENDALL	1,007(DEM)	0	0	0	0	0
KNOX	2,079(REP)	0	0	0	0	0
LAKE	64,240(DEM)	0	1	1	2	0
LaSALLE	9,688(REP)	0	0	0	0	0
LAWRENCE	3,432(REP)	0	0	0	0	0
LEE	3,575(REP)	0	1	0	0	0
LIVINGSTON	7,659(REP)	0	0	0	0	0
LOGAN	5,214(REP)	0	0	0	0	0
MACON	8,553(REP)	0	0	0	0	0
MACOUPIN	9,173(REP)	0	0	0	0	0
MADISON	17,584(REP)	0	1	0	0	0
MARION	8,293(REP)	0	0	0	0	0
MARSHALL	2,206(REP)	0	0	0	0	0
MASON	2,691(REP)	0	0	0	0	0
MASSAC	3,256(REP)	0	0	0	0	0
McDONOUGH	2,251(REP)	0	0	0	0	0
McHENRY	8,563(REP)	0	0	0	0	0
McLEAN	4,205(DEM)	0	0	0	0	0
MENARD	2,665(REP)	0	0	0	0	0
MERCER	2,265(REP)	0	0	0	0	0
MONROE	7,582(REP)	0	0	0	0	0
MONTGOMERY	5,805(REP)	0	0	0	0	0
MORGAN	4,759(REP)	0	0	0	0	0
MOULTRIE	3,201(REP)	0	0	0	0	0
OGLE	7,567(REP)	0	0	0	0	0
PEORIA	3,668(DEM)	0	1	0	0	0
PERRY	4,803(REP)	0	0	0	0	0
PIATT	2,900(REP)	0	0	0	0	0
PIKE	4,784(REP)	0	0	0	0	0
POPE	1,282(REP)	0	0	0	0	0
PULASKI	814(REP)	0	0	0	0	0
PUTNAM	760(REP)	0	0	0	0	0
RANDOLPH	7,163(REP)	0	0	0	0	0

PRESIDENT AND VICE PRESIDENT OF THE UNITED STATES

PLURALITY 613,784(DEM)

COUNTY	PLURALITY	Struck	McNeil Sr	Hlavenka	McKee	Nash
RICHLAND	4,142(REP)	0	0	0	0	0
ROCK ISLAND	6,065(DEM)	0	0	0	0	0
SALINE	5,196(REP)	0	0	0	0	0
SANGAMON	4,905(REP)	0	0	0	0	0
SCHUYLER	1,759(REP)	0	0	0	0	0
SCOTT	1,583(REP)	0	0	0	0	0
SHELBY	7,027(REP)	0	0	0	0	0
ST. CLAIR	9,412(DEM)	0	0	0	0	0
STARK	1,258(REP)	0	0	0	0	0
STEPHENSON	4,069(REP)	0	0	0	0	0
TAZEWELL	18,126(REP)	0	0	0	0	0
UNION	3,552(REP)	0	0	0	0	0
VERMILION	10,523(REP)	0	0	0	0	0
WABASH	2,895(REP)	0	0	0	0	0
WARREN	1,868(REP)	0	0	0	0	0
WASHINGTON	4,328(REP)	0	0	0	0	0
WAYNE	5,864(REP)	0	0	0	0	0
WHITE	4,196(REP)	0	0	0	0	0
WHITESIDE	3,886(REP)	0	0	0	0	0
WILL	5,202(DEM)	0	0	0	0	0
WILLIAMSON	12,796(REP)	0	0	0	0	0
WINNEBAGO	685(DEM)	0	0	0	0	0
WOODFORD	8,879(REP)	0	0	0	0	0
COUNTY	PLURALITY	Fox	Albers	Hubbard	Kienitz	White
ADAMS	15,050(REP)	0	0	0	0	0
ALEXANDER	437(REP)	0	0	0	0	0
BOND	3,575(REP)	0	0	0	0	0
BOONE	3,514(REP)	0	0	0	0	0
BROWN	1,471(REP)	0	0	0	0	0
BUREAU	3,884(REP)	0	0	0	0	0
CALHOUN	1,499(REP)	0	0	0	0	0

PRESIDENT AND VICE PRESIDENT OF THE UNITED STATES

PLURALITY 613,784(DEM)

COUNTY	PLURALITY	Fox	Albers	Hubbard	Kienitz	White
CARROLL	2,482(REP)	0	0	0	0	0
CASS	2,274(REP)	0	0	0	0	0
CHAMPAIGN	21,349(DEM)	0	0	0	0	0
CHRISTIAN	7,252(REP)	0	0	0	0	0
CLARK	4,203(REP)	0	0	0	0	0
CLAY	4,556(REP)	0	0	0	0	0
CLINTON	9,960(REP)	0	0	0	0	0
COLES	6,111(REP)	0	0	0	0	0
COOK	863,969(DEM)	3	0	1	0	2
CRAWFORD	4,679(REP)	0	0	0	0	0
CUMBERLAND	3,568(REP)	0	0	0	0	0
DeKALB	932(DEM)	0	0	0	0	0
DeWITT	3,471(REP)	0	0	0	0	0
DOUGLAS	3,878(REP)	0	0	0	0	0
DuPAGE	59,921(DEM)	0	1	0	0	0
EDGAR	4,139(REP)	0	0	0	0	0
EDWARDS	2,337(REP)	0	0	0	0	0
EFFINGHAM	11,507(REP)	0	0	0	0	0
FAYETTE	6,215(REP)	0	0	0	0	0
FORD	3,135(REP)	0	0	0	0	0
FRANKLIN	8,943(REP)	0	0	0	0	0
FULTON	3,847(REP)	0	0	0	0	0
GALLATIN	1,362(REP)	0	0	0	0	0
GREENE	3,499(REP)	0	0	0	0	0
GRUNDY	7,854(REP)	0	0	0	0	0
HAMILTON	2,646(REP)	0	0	0	0	0
HANCOCK	4,525(REP)	0	0	0	0	0
HARDIN	1,189(REP)	0	0	0	0	0
HENDERSON	1,343(REP)	0	0	0	0	0
HENRY	6,133(REP)	0	0	0	0	0
IROQUOIS	7,629(REP)	0	0	0	0	0
JACKSON	780(DEM)	0	0	0	0	0
JASPER	3,537(REP)	0	0	0	0	0
JEFFERSON	7,949(REP)	0	1	0	0	0

PRESIDENT AND VICE PRESIDENT OF THE UNITED STATES

PLURALITY 613,784(DEM)

COUNTY	PLURALITY	Fox	Albers	Hubbard	Kienitz	White
JERSEY	5,868(REP)	0	0	0	0	0
JoDAVISS	2,085(REP)	0	0	0	0	0
JOHNSON	3,557(REP)	0	0	0	0	0
KANE	20,817(DEM)	0	0	0	0	0
KANKAKEE	9,886(REP)	0	0	0	0	0
KENDALL	1,007(DEM)	0	0	0	0	0
KNOX	2,079(REP)	0	0	0	0	0
LAKE	64,240(DEM)	0	0	1	1	0
LaSALLE	9,688(REP)	0	0	0	0	0
LAWRENCE	3,432(REP)	0	0	0	0	0
LEE	3,575(REP)	0	0	0	0	0
LIVINGSTON	7,659(REP)	0	0	0	0	0
LOGAN	5,214(REP)	0	0	0	0	0
MACON	8,553(REP)	0	0	0	0	0
MACOUPIN	9,173(REP)	0	0	0	0	0
MADISON	17,584(REP)	0	0	0	0	0
MARION	8,293(REP)	0	0	0	0	0
MARSHALL	2,206(REP)	0	0	0	0	0
MASON	2,691(REP)	0	0	0	0	0
MASSAC	3,256(REP)	0	0	0	0	0
McDONOUGH	2,251(REP)	0	0	0	0	0
McHENRY	8,563(REP)	0	0	1	1	0
McLEAN	4,205(DEM)	0	0	0	0	0
MENARD	2,665(REP)	0	0	0	0	0
MERCER	2,265(REP)	0	0	0	0	0
MONROE	7,582(REP)	0	0	0	0	0
MONTGOMERY	5,805(REP)	0	0	0	0	0
MORGAN	4,759(REP)	0	0	0	0	0
MOULTRIE	3,201(REP)	0	0	0	0	0
OGLE	7,567(REP)	0	0	0	0	0
PEORIA	3,668(DEM)	0	1	0	0	0
PERRY	4,803(REP)	0	0	0	0	0
PIATT	2,900(REP)	0	0	0	0	0
PIKE	4,784(REP)	0	0	0	0	0

PRESIDENT AND VICE PRESIDENT OF THE UNITED STATES

PLURALITY 613,784(DEM)

COUNTY	PLURALITY	Fox	Albers	Hubbard	Kienitz	White
POPE	1,282(REP)	0	0	0	0	0
PULASKI	814(REP)	0	0	0	0	0
PUTNAM	760(REP)	0	0	0	0	0
RANDOLPH	7,163(REP)	0	0	0	0	0
RICHLAND	4,142(REP)	0	0	0	0	0
ROCK ISLAND	6,065(DEM)	0	0	0	0	0
SALINE	5,196(REP)	0	0	0	0	0
SANGAMON	4,905(REP)	0	0	0	0	0
SCHUYLER	1,759(REP)	0	0	0	0	0
SCOTT	1,583(REP)	0	0	0	0	0
SHELBY	7,027(REP)	0	0	0	0	0
ST. CLAIR	9,412(DEM)	0	0	0	0	0
STARK	1,258(REP)	0	0	0	0	0
STEPHENSON	4,069(REP)	0	0	0	0	0
TAZEWELL	18,126(REP)	0	0	0	0	0
UNION	3,552(REP)	0	0	0	0	0
VERMILION	10,523(REP)	0	0	0	0	0
WABASH	2,895(REP)	0	0	0	0	0
WARREN	1,868(REP)	0	0	0	0	0
WASHINGTON	4,328(REP)	0	0	0	0	0
WAYNE	5,864(REP)	0	0	0	0	0
WHITE	4,196(REP)	0	0	0	0	0
WHITESIDE	3,886(REP)	0	0	0	0	0
WILL	5,202(DEM)	0	0	0	0	0
WILLIAMSON	12,796(REP)	0	0	0	0	0
WINNEBAGO	685(DEM)	0	0	0	0	0
WOODFORD	8,879(REP)	0	0	0	0	0
COUNTY	PLURALITY	Mayers	Buchser	Peete	Irving	
ADAMS	15,050(REP)	0	0	0	0	
ALEXANDER	437(REP)	0	0	0	0	
BOND	3,575(REP)	0	0	0	0	

PRESIDENT AND VICE PRESIDENT OF THE UNITED STATES

PLURALITY 613,784(DEM)

COUNTY	PLURALITY	Mayers	Buchser	Peete	Irving
BOONE	3,514(REP)	0	0	0	0
BROWN	1,471(REP)	0	0	0	0
BUREAU	3,884(REP)	0	0	0	0
CALHOUN	1,499(REP)	0	0	0	0
CARROLL	2,482(REP)	0	0	0	0
CASS	2,274(REP)	0	0	0	0
CHAMPAIGN	21,349(DEM)	0	0	0	0
CHRISTIAN	7,252(REP)	0	0	0	0
CLARK	4,203(REP)	0	0	0	0
CLAY	4,556(REP)	0	0	0	0
CLINTON	9,960(REP)	0	0	0	0
COLES	6,111(REP)	0	0	0	0
COOK	863,969(DEM)	1	0	0	0
CRAWFORD	4,679(REP)	0	0	0	0
CUMBERLAND	3,568(REP)	0	0	0	0
DeKALB	932(DEM)	0	0	0	0
DeWITT	3,471(REP)	0	0	0	0
DOUGLAS	3,878(REP)	0	0	0	0
DuPAGE	59,921(DEM)	0	0	0	0
EDGAR	4,139(REP)	0	0	0	0
EDWARDS	2,337(REP)	0	0	0	0
EFFINGHAM	11,507(REP)	0	0	0	0
FAYETTE	6,215(REP)	0	0	0	0
FORD	3,135(REP)	0	0	0	0
FRANKLIN	8,943(REP)	0	0	0	0
FULTON	3,847(REP)	0	0	0	0
GALLATIN	1,362(REP)	0	0	0	0
GREENE	3,499(REP)	0	0	0	0
GRUNDY	7,854(REP)	0	0	0	0
HAMILTON	2,646(REP)	0	0	0	0
HANCOCK	4,525(REP)	0	0	0	0
HARDIN	1,189(REP)	0	0	0	0
HENDERSON	1,343(REP)	0	0	0	0
HENRY	6,133(REP)	0	0	0	0

PRESIDENT AND VICE PRESIDENT OF THE UNITED STATES

PLURALITY 613,784(DEM)

COUNTY	PLURALITY	Mayers	Buchser	Peete	Irving
IROQUOIS	7,629(REP)	0	0	0	0
JACKSON	780(DEM)	0	0	0	0
JASPER	3,537(REP)	0	0	0	0
JEFFERSON	7,949(REP)	0	0	0	0
JERSEY	5,868(REP)	0	0	0	0
JoDAVISS	2,085(REP)	0	0	0	0
JOHNSON	3,557(REP)	0	0	0	0
KANE	20,817(DEM)	0	0	0	0
KANKAKEE	9,886(REP)	0	0	0	0
KENDALL	1,007(DEM)	0	0	0	0
KNOX	2,079(REP)	0	0	0	0
LAKE	64,240(DEM)	0	0	0	0
LaSALLE	9,688(REP)	0	0	0	0
LAWRENCE	3,432(REP)	0	0	0	0
LEE	3,575(REP)	0	0	0	0
LIVINGSTON	7,659(REP)	0	0	0	0
LOGAN	5,214(REP)	0	0	0	0
MACON	8,553(REP)	0	0	0	0
MACOUPIN	9,173(REP)	0	0	0	0
MADISON	17,584(REP)	0	0	0	0
MARION	8,293(REP)	0	0	0	0
MARSHALL	2,206(REP)	0	0	0	0
MASON	2,691(REP)	0	0	0	0
MASSAC	3,256(REP)	0	0	0	0
McDONOUGH	2,251(REP)	0	0	0	0
McHENRY	8,563(REP)	0	0	0	0
McLEAN	4,205(DEM)	0	0	0	0
MENARD	2,665(REP)	0	0	0	0
MERCER	2,265(REP)	0	0	0	0
MONROE	7,582(REP)	0	0	0	0
MONTGOMERY	5,805(REP)	0	0	0	0
MORGAN	4,759(REP)	0	0	0	0
MOULTRIE	3,201(REP)	0	0	0	0
OGLE	7,567(REP)	0	0	0	0

PRESIDENT AND VICE PRESIDENT OF THE UNITED STATES

PLURALITY 613,784(DEM)

COUNTY	PLURALITY	Mayers	Buchser	Peete	Irving
PEORIA	3,668(DEM)	0	0	0	0
PERRY	4,803(REP)	0	0	0	0
PIATT	2,900(REP)	0	0	0	0
PIKE	4,784(REP)	0	0	0	0
POPE	1,282(REP)	0	0	0	0
PULASKI	814(REP)	0	0	0	0
PUTNAM	760(REP)	0	0	0	0
RANDOLPH	7,163(REP)	0	0	0	0
RICHLAND	4,142(REP)	0	0	0	0
ROCK ISLAND	6,065(DEM)	0	0	0	0
SALINE	5,196(REP)	0	0	0	0
SANGAMON	4,905(REP)	0	0	0	0
SCHUYLER	1,759(REP)	0	0	0	0
SCOTT	1,583(REP)	0	0	0	0
SHELBY	7,027(REP)	0	0	0	0
ST. CLAIR	9,412(DEM)	0	0	0	0
STARK	1,258(REP)	0	0	0	0
STEPHENSON	4,069(REP)	0	0	0	0
TAZEWELL	18,126(REP)	0	0	0	0
UNION	3,552(REP)	0	0	0	0
VERMILION	10,523(REP)	0	0	0	0
WABASH	2,895(REP)	0	0	0	0
WARREN	1,868(REP)	0	0	0	0
WASHINGTON	4,328(REP)	0	0	0	0
WAYNE	5,864(REP)	0	0	0	0
WHITE	4,196(REP)	0	0	0	0
WHITESIDE	3,886(REP)	0	0	0	0
WILL	5,202(DEM)	0	0	0	0
WILLIAMSON	12,796(REP)	0	0	0	0
WINNEBAGO	685(DEM)	0	0	0	0
WOODFORD	8,879(REP)	0	1	0	0

**REPRESENTATIVE IN CONGRESS
FIRST CONGRESSIONAL DISTRICT**

PLURALITY 100,334(DEM)

(Won) Jonathan L. Jackson	DEM	208,398	65.84%
Marcus Lewis	REP	108,064	34.14%
Hilary Myrick-Winston		45	0.01% W-I

COUNTY	PLURALITY	DEM Jackson	REP Lewis	Myrick-Winston
COOK	131,135(DEM)	161,594	30,459	45
KANKAKEE	4,464(REP)	6,574	11,038	0
WILL	26,337(REP)	40,230	66,567	0

**REPRESENTATIVE IN CONGRESS
SECOND CONGRESSIONAL DISTRICT**

PLURALITY 101,773(DEM)

(Won) Robin Kelly	DEM	195,777	67.55%
Ashley Ramos	REP	94,004	32.43%
Mike Vick		33	0.01% W-I
Hilary Myrick-Winston		29	0.01% W-I

COUNTY	PLURALITY	DEM Kelly	REP Ramos	Vick	Myrick-Winston
CHAMPAIGN	1,195(REP)	2,333	3,528	0	0
COOK	127,918(DEM)	152,848	24,930	26	29
FORD	2,504(REP)	1,156	3,660	0	0
IROQUOIS	7,577(REP)	2,715	10,292	0	0
KANKAKEE	3,786(REP)	12,435	16,221	1	0
LIVINGSTON	5,598(REP)	3,219	8,817	0	0
VERMILION	8,337(REP)	8,389	16,726	0	0
WILL	2,852(DEM)	12,682	9,830	6	0

**REPRESENTATIVE IN CONGRESS
THIRD CONGRESSIONAL DISTRICT**

PLURALITY 89,838(DEM)

(Won)	Delia Ramirez	DEM	174,825	67.26%
	John Booras	REP	84,987	32.70%
	Angel Oakley		96	0.04% W-I

COUNTY	PLURALITY	DEM Ramirez	REP Booras	Oakley
COOK	87,084(DEM)	131,138	44,054	49
DuPAGE	2,754(DEM)	43,687	40,933	47

**REPRESENTATIVE IN CONGRESS
FOURTH CONGRESSIONAL DISTRICT**

PLURALITY 83,020(DEM)

(Won)	Jesus "Chuy" Garcia	DEM	139,343	67.51%
	Lupe Castillo	REP	56,323	27.29%
	Ed Hershey	WCP	10,704	5.19%
	Alicia Martinez		26	0.01% W-I

COUNTY	PLURALITY	DEM Garcia	REP Castillo	WCP Hershey	Martinez
COOK	83,650(DEM)	128,957	45,307	10,017	17
DuPAGE	630(REP)	10,386	11,016	687	9

**REPRESENTATIVE IN CONGRESS
FIFTH CONGRESSIONAL DISTRICT**

PLURALITY 138,094(DEM)

(Won)	Mike Quigley	DEM	251,025	68.97%
	Tommy Hanson	REP	112,931	31.03%
	Frank Rowder		9	< .01% W-I

COUNTY	PLURALITY	DEM Quigley	REP Hanson	Rowder
COOK	137,820(DEM)	239,486	101,666	9
LAKE	274(DEM)	11,539	11,265	0

**REPRESENTATIVE IN CONGRESS
SIXTH CONGRESSIONAL DISTRICT**

PLURALITY 30,531(DEM)

(Won)	Sean Casten	DEM	196,647	54.20%
	Niki Conforti	REP	166,116	45.78%
	Peter J. Meyer, Jr.		86	0.02% W-I

COUNTY	PLURALITY	DEM Casten	REP Conforti	Meyer, Jr.
COOK	6,886(DEM)	101,968	95,082	53
DuPAGE	23,645(DEM)	94,679	71,034	33

**REPRESENTATIVE IN CONGRESS
SEVENTH CONGRESSIONAL DISTRICT**

PLURALITY 177,810(DEM)

(Won)	Danny K. Davis	DEM	222,408	83.25%
	Chad Koppie	REP	44,598	16.69%
	Lien Choi		133	0.05% W-I
	Lowell Martin Seida		13	< .01% W-I

COUNTY	PLURALITY	DEM Davis	REP Koppie	Choi	Seida
COOK	177,810(DEM)	222,408	44,598	133	13

**REPRESENTATIVE IN CONGRESS
EIGHTH CONGRESSIONAL DISTRICT**

PLURALITY 42,767(DEM)

(Won)	Raja Krishnamoorthi	DEM	172,920	57.06%
	Mark Rice	REP	130,153	42.94%

COUNTY	PLURALITY	DEM Krishnamoorthi	REP Rice
COOK	28,421(DEM)	82,259	53,838
DuPAGE	5,107(DEM)	38,660	33,553
KANE	9,239(DEM)	52,001	42,762

**REPRESENTATIVE IN CONGRESS
NINTH CONGRESSIONAL DISTRICT**

PLURALITY 124,616(DEM)

(Won) Janice D. Schakowsky DEM 231,722 68.39%

Seth Alan Cohen REP 107,106 31.61%

COUNTY	PLURALITY	DEM Schakowsky	REP Cohen
COOK	123,767(DEM)	196,563	72,796
LAKE	718(DEM)	12,286	11,568
McHENRY	131(DEM)	22,873	22,742

**REPRESENTATIVE IN CONGRESS
TENTH CONGRESSIONAL DISTRICT**

PLURALITY 65,333(DEM)

(Won) Brad Schneider DEM 196,358 59.93%

Jim Carris REP 131,025 39.99%

Joseph Severino 238 0.07% W-I

COUNTY	PLURALITY	DEM Schneider	REP Carris	Severino
COOK	15,825(DEM)	33,921	18,096	18
LAKE	55,501(DEM)	152,969	97,468	202
McHENRY	5,993(REP)	9,468	15,461	18

**REPRESENTATIVE IN CONGRESS
ELEVENTH CONGRESSIONAL DISTRICT**

PLURALITY 40,195(DEM)

(Won)	Bill Foster	DEM	199,825	55.56%
<hr style="border-top: 1px dashed black;"/>				
	Jerry Evans	REP	159,630	44.38%
<hr style="border-top: 1px dashed black;"/>				
	Anna Schiefelbein		229	0.06% W-I
<hr style="border-top: 1px dashed black;"/>				

COUNTY	PLURALITY	DEM Foster	REP Evans	Schiefelbein
BOONE	813(REP)	4,285	5,098	5
COOK	796(REP)	2,359	3,155	1
DeKALB	1,279(REP)	1,815	3,094	1
DuPAGE	25,448(DEM)	66,052	40,604	108
KANE	11,366(DEM)	57,314	45,948	43
LAKE	81(REP)	5,191	5,272	4
McHENRY	5,010(REP)	39,711	44,721	24
WILL	11,360(DEM)	23,098	11,738	43

**REPRESENTATIVE IN CONGRESS
TWELFTH CONGRESSIONAL DISTRICT**

PLURALITY 177,879(REP)

(Won) Mike Bost REP 272,754 74.19%

..... Brian Roberts DEM 94,875 25.81%

COUNTY	PLURALITY	REP Bost	DEM Roberts
ALEXANDER	579(REP)	1,399	820
CLARK	4,322(REP)	6,150	1,828
CLAY	4,506(REP)	5,541	1,035
CLINTON	10,906(REP)	14,935	4,029
COLES	2,935(REP)	4,586	1,651
CRAWFORD	4,761(REP)	6,755	1,994
CUMBERLAND	3,438(REP)	4,550	1,112
EDWARDS	2,352(REP)	2,777	425
EFFINGHAM	11,980(REP)	15,397	3,417
FRANKLIN	9,479(REP)	13,474	3,995
GALLATIN	1,339(REP)	1,881	542
HAMILTON	2,724(REP)	3,396	672
HARDIN	1,178(REP)	1,520	342
JACKSON	564(REP)	11,429	10,865
JASPER	3,421(REP)	4,326	905
JEFFERSON	8,774(REP)	12,549	3,775
JOHNSON	3,826(REP)	4,930	1,104
LAWRENCE	3,420(REP)	4,690	1,270
MARION	8,268(REP)	12,419	4,151
MASSAC	3,389(REP)	4,934	1,545
MONROE	9,296(REP)	15,040	5,744
PERRY	5,284(REP)	7,239	1,955
POPE	1,338(REP)	1,712	374
PULASKI	1,018(REP)	1,675	657
RANDOLPH	8,205(REP)	11,218	3,013
RICHLAND	4,333(REP)	5,909	1,576
SALINE	5,540(REP)	7,945	2,405
ST. CLAIR	14,498(REP)	31,993	17,495
UNION	3,967(REP)	6,080	2,113

**REPRESENTATIVE IN CONGRESS
TWELFTH CONGRESSIONAL DISTRICT**

PLURALITY 177,879(REP)

COUNTY	PLURALITY	REP Bost	DEM Roberts
WABASH	2,995(REP)	4,123	1,128
WASHINGTON	4,913(REP)	6,192	1,279
WAYNE	5,924(REP)	7,010	1,086
WHITE	4,070(REP)	5,441	1,371
WILLIAMSON	14,337(REP)	23,539	9,202

**REPRESENTATIVE IN CONGRESS
THIRTEENTH CONGRESSIONAL DISTRICT**

PLURALITY 53,422(DEM)

(Won)	Nikki Budzinski	DEM	191,339	58.07%
	Joshua Loyd	REP	137,917	41.86%
	Chibuihe Asonye		244	0.07% W-I

COUNTY	PLURALITY	DEM Budzinski	REP Loyd	Asonye
CHAMPAIGN	29,440(DEM)	45,046	15,606	178
MACON	1,127(DEM)	9,214	8,087	12
MACOUPIN	5,779(REP)	8,566	14,345	0
MADISON	1,994(DEM)	42,349	40,355	3
PIATT	1,108(REP)	2,312	3,420	0
SANGAMON	5,486(DEM)	37,912	32,426	50
ST. CLAIR	22,262(DEM)	45,940	23,678	1

**REPRESENTATIVE IN CONGRESS
FOURTEENTH CONGRESSIONAL DISTRICT**

PLURALITY 33,982(DEM)

(Won)	Lauren Underwood	DEM	183,446	55.10%
<hr/>				
	James T. "Jim" Marter	REP	149,464	44.89%
<hr/>				
	Roy Jones		16	< .01% W-I
<hr/>				
	Constant Connor VlaKancic		3	< .01% W-I
<hr/>				

COUNTY	PLURALITY	DEM Underwood	REP Marter	Jones	VlaKancic
BUREAU	136(DEM)	2,782	2,646	0	0
DeKALB	3,805(DEM)	21,878	18,073	5	0
KANE	3,648(DEM)	12,866	9,218	1	0
KENDALL	2,685(DEM)	34,105	31,420	1	0
LaSALLE	3,587(REP)	18,902	22,489	2	0
PUTNAM	175(REP)	968	1,143	0	0
WILL	27,470(DEM)	91,945	64,475	7	3

**REPRESENTATIVE IN CONGRESS
FIFTEENTH CONGRESSIONAL DISTRICT**

PLURALITY 307,416(REP)

(Won) Mary E. Miller REP 308,825 99.55%

William Bonnett 1,409 0.45% W-I

COUNTY	PLURALITY	REP Miller	Bonnett
ADAMS	27,049(REP)	27,187	138
BOND	6,587(REP)	6,587	0
BROWN	2,110(REP)	2,110	0
CALHOUN	2,144(REP)	2,152	8
CASS	4,226(REP)	4,265	39
CHAMPAIGN	16,987(REP)	17,160	173
CHRISTIAN	12,815(REP)	12,828	13
COLES	10,726(REP)	10,846	120
DeWITT	6,392(REP)	6,419	27
DOUGLAS	6,926(REP)	6,946	20
EDGAR	6,630(REP)	6,643	13
FAYETTE	8,336(REP)	8,336	0
FULTON	3,109(REP)	3,112	3
GREENE	4,876(REP)	4,916	40
HANCOCK	7,768(REP)	7,768	0
HENDERSON	2,755(REP)	2,756	1
JERSEY	9,387(REP)	9,387	0
LOGAN	10,264(REP)	10,281	17
MACON	21,323(REP)	21,548	225
MADISON	38,661(REP)	38,927	266
MASON	5,134(REP)	5,136	2
McDONOUGH	5,342(REP)	5,342	0
MENARD	5,097(REP)	5,105	8
MERCER	3,272(REP)	3,272	0
MONTGOMERY	10,810(REP)	10,827	17
MORGAN	11,548(REP)	11,662	114
MOULTRIE	5,422(REP)	5,436	14
PIATT	3,037(REP)	3,047	10
PIKE	6,435(REP)	6,442	7

**REPRESENTATIVE IN CONGRESS
FIFTEENTH CONGRESSIONAL DISTRICT**

PLURALITY 307,416(REP)

COUNTY	PLURALITY	REP	
		Miller	Bonnett
SANGAMON	21,897(REP)	21,991	94
SCHUYLER	2,937(REP)	2,943	6
SCOTT	2,140(REP)	2,151	11
SHELBY	9,694(REP)	9,706	12
VERMILION	3,353(REP)	3,361	8
WARREN	2,227(REP)	2,230	3

**REPRESENTATIVE IN CONGRESS
SIXTEENTH CONGRESSIONAL DISTRICT**

PLURALITY 310,742(REP)

(Won) Darin LaHood REP 310,925 99.94%

Scott Summers 183 0.06% W-I

COUNTY	PLURALITY	REP LaHood	Summers
BOONE	11,218(REP)	11,234	16
BUREAU	8,702(REP)	8,702	0
DeKALB	1,579(REP)	1,581	2
FORD	1,335(REP)	1,337	2
GRUNDY	20,631(REP)	20,631	0
HENRY	12,995(REP)	12,997	2
JoDAVIESS	9,555(REP)	9,575	20
LaSALLE	8,740(REP)	8,740	0
LEE	12,904(REP)	12,909	5
LIVINGSTON	3,612(REP)	3,612	0
MARSHALL	5,080(REP)	5,081	1
McHENRY	4,250(REP)	4,264	14
McLEAN	37,188(REP)	37,188	0
OGLE	21,381(REP)	21,396	15
PEORIA	23,381(REP)	23,442	61
PUTNAM	950(REP)	951	1
STARK	2,352(REP)	2,352	0
STEPHENSON	5,305(REP)	5,306	1
TAZEWELL	50,503(REP)	50,532	29
WINNEBAGO	51,278(REP)	51,286	8
WOODFORD	17,803(REP)	17,809	6

**REPRESENTATIVE IN CONGRESS
SEVENTEENTH CONGRESSIONAL DISTRICT**

PLURALITY 27,694(DEM)

(Won) Eric Sorensen DEM 170,261 54.43%

Joe McGraw REP 142,567 45.57%

COUNTY	PLURALITY	DEM Sorensen	REP McGraw
CARROLL	1,905(REP)	2,926	4,831
FULTON	1,549(REP)	5,291	6,840
HENRY	607(REP)	4,421	5,028
KNOX	645(REP)	10,665	11,310
McDONOUGH	385(DEM)	2,848	2,463
McLEAN	8,383(DEM)	23,497	15,114
MERCER	717(REP)	1,716	2,433
PEORIA	8,140(DEM)	27,567	19,427
ROCK ISLAND	9,977(DEM)	36,503	26,526
STEPHENSON	543(REP)	6,993	7,536
TAZEWELL	2,131(REP)	1,572	3,703
WARREN	494(REP)	2,113	2,607
WHITESIDE	1,849(REP)	12,168	14,017
WINNEBAGO	11,249(DEM)	31,981	20,732

**STATE SENATOR
FIRST LEGISLATIVE DISTRICT**

PLURALITY 43,813(DEM)

(Won) Javier Loera Cervantes DEM 43,813 100.00%

COUNTY	PLURALITY	DEM Cervantes
COOK	43,813(DEM)	43,813

**STATE SENATOR
FOURTH LEGISLATIVE DISTRICT**

PLURALITY 45,135(DEM)

(Won) Kimberly A. Lightford DEM 65,312 76.40%

Robert Sumrell Jr. REP 20,177 23.60%

COUNTY	PLURALITY	DEM Lightford	REP Sumrell Jr.
COOK	45,524(DEM)	62,588	17,064
DuPAGE	389(REP)	2,724	3,113

**STATE SENATOR
FIFTH LEGISLATIVE DISTRICT
(For an unexpired 2-year term)**

PLURALITY 63,423(DEM)

(Won) Lakesia Collins DEM 63,423 100.00%

COUNTY	PLURALITY	DEM Collins
COOK	63,423(DEM)	63,423

**STATE SENATOR
SEVENTH LEGISLATIVE DISTRICT**

PLURALITY 84,513(DEM)

(Won) Mike Simmons DEM 84,513 100.00%

COUNTY	PLURALITY	DEM Simmons
COOK	84,513(DEM)	84,513

**STATE SENATOR
TENTH LEGISLATIVE DISTRICT**

PLURALITY 19,366(DEM)

(Won) Robert Martwick DEM 54,001 60.92%

Jon Luers REP 34,635 39.08%

COUNTY	PLURALITY	DEM Martwick	REP Luers
COOK	19,366(DEM)	54,001	34,635

**STATE SENATOR
THIRTEENTH LEGISLATIVE DISTRICT**

PLURALITY 64,018(DEM)

(Won) Robert Peters DEM 64,018 100.00%

COUNTY	PLURALITY	DEM Peters
COOK	64,018(DEM)	64,018

**STATE SENATOR
SIXTEENTH LEGISLATIVE DISTRICT**

PLURALITY 53,401(DEM)

(Won) Willie Preston DEM 53,401 100.00%

COUNTY	PLURALITY	DEM Preston
COOK	53,401(DEM)	53,401

**STATE SENATOR
NINETEENTH LEGISLATIVE DISTRICT**

PLURALITY 14,187(DEM)

(Won) Michael E. Hastings DEM 62,942 56.35%

Samantha Jean Gasca REP 48,755 43.65%

COUNTY	PLURALITY	DEM Hastings	REP Gasca
COOK	24,080(DEM)	36,747	12,667
WILL	9,893(REP)	26,195	36,088

**STATE SENATOR
TWENTIETH LEGISLATIVE DISTRICT
(For an unexpired 2-year term)**

PLURALITY 47,522(DEM)

(Won) Graciela Guzman DEM 61,803 81.23%

Jason Proctor REP 14,281 18.77%

COUNTY	PLURALITY	DEM Guzman	REP Proctor
COOK	47,522(DEM)	61,803	14,281

**STATE SENATOR
TWENTY-SECOND LEGISLATIVE DISTRICT**

PLURALITY 47,763(DEM)

(Won) Cristina Castro DEM 47,763 100.00%

COUNTY	PLURALITY	DEM Castro
COOK	34,446(DEM)	34,446
KANE	13,317(DEM)	13,317

**STATE SENATOR
TWENTY-FIFTH LEGISLATIVE DISTRICT**

PLURALITY 14,022(DEM)

(Won) Karina Villa DEM 46,205 58.94%

Heather Brown REP 32,183 41.06%

COUNTY	PLURALITY	DEM Villa	REP Brown
COOK	575(DEM)	4,726	4,151
DuPAGE	3,282(DEM)	18,443	15,161
KANE	10,165(DEM)	23,036	12,871

**STATE SENATOR
TWENTY-SEVENTH LEGISLATIVE DISTRICT
(For an unexpired 2-year term)**

PLURALITY 14,148(DEM)

(Won) Mark L. Walker DEM 53,917 57.55%

Tom Schlenhardt REP 39,769 42.45%

COUNTY	PLURALITY	DEM Walker	REP Schlenhardt
COOK	14,148(DEM)	53,917	39,769

**STATE SENATOR
TWENTY-EIGHTH LEGISLATIVE DISTRICT**

PLURALITY 57,919(DEM)

(Won) Laura M. Murphy DEM 57,919 100.00%

COUNTY	PLURALITY	DEM Murphy
COOK	55,173(DEM)	55,173
DuPAGE	2,746(DEM)	2,746

**STATE SENATOR
THIRTY-FIRST LEGISLATIVE DISTRICT**

PLURALITY 14,774(DEM)

(Won) Mary Edly-Allen DEM 52,654 58.16%

Ashley Jensen REP 37,880 41.84%

COUNTY	PLURALITY	DEM Edly-Allen	REP Jensen
LAKE	14,774(DEM)	52,654	37,880

**STATE SENATOR
THIRTY-FOURTH LEGISLATIVE DISTRICT
PLURALITY 19,338(DEM)**

(Won)	Steve Stadelman	DEM	49,576	62.11%
	Crystal Villarreal Soltow	REP	30,238	37.89%

COUNTY	PLURALITY	DEM Stadelman	REP Villarreal Solt
BOONE	250(DEM)	4,653	4,403
WINNEBAGO	19,088(DEM)	44,923	25,835

**STATE SENATOR
THIRTY-SEVENTH LEGISLATIVE DISTRICT
PLURALITY 86,286(REP)**

(Won)	Li Arellano, Jr.	REP	86,286	100.00%
-------	------------------	-----	--------	---------

COUNTY	PLURALITY	REP Arellano, Jr.
BUREAU	9,290(REP)	9,290
DeKALB	2,535(REP)	2,535
HENRY	5,380(REP)	5,380
LaSALLE	5,709(REP)	5,709
LEE	13,373(REP)	13,373
MARSHALL	293(REP)	293
OGLE	7,050(REP)	7,050
PEORIA	13,003(REP)	13,003
ROCK ISLAND	3,152(REP)	3,152
STARK	616(REP)	616
WHITESIDE	21,453(REP)	21,453
WOODFORD	4,432(REP)	4,432

**STATE SENATOR
FORTIETH LEGISLATIVE DISTRICT**

PLURALITY 11,789(DEM)

(Won) Patrick Joyce	DEM	51,942	56.40%
Philip Nagel	REP	40,153	43.60%

COUNTY	PLURALITY	DEM Joyce	REP Nagel
COOK	13,332(DEM)	16,866	3,534
GRUNDY	119(DEM)	546	427
KANKAKEE	330(DEM)	15,396	15,066
WILL	1,992(REP)	19,134	21,126

**STATE SENATOR
FORTY-THIRD LEGISLATIVE DISTRICT**

PLURALITY 13,791(DEM)

(Won) Rachel Ventura	DEM	49,057	58.18%
Jennifer "Jen" Monson	REP	35,266	41.82%

COUNTY	PLURALITY	DEM Ventura	REP Monson
DuPAGE	1,483(DEM)	3,340	1,857
WILL	12,308(DEM)	45,717	33,409

**STATE SENATOR
FORTY-SIXTH LEGISLATIVE DISTRICT**

PLURALITY 13,988(DEM)

(Won) Dave Koehler	DEM	53,156	57.58%

Sally Owens	REP	39,168	42.42%

COUNTY	PLURALITY	DEM Koehler	REP Owens
McLEAN	7,583(DEM)	22,430	14,847
PEORIA	9,881(DEM)	26,502	16,621
TAZEWELL	1,889(REP)	3,769	5,658
WOODFORD	1,587(REP)	455	2,042

**STATE SENATOR
FORTY-NINTH LEGISLATIVE DISTRICT**

PLURALITY 11,968(DEM)

(Won) Meg Loughran Cappel	DEM	55,505	56.04%

Katie Deane-Schlottman	REP	43,537	43.96%

COUNTY	PLURALITY	DEM Cappel	REP Deane-Schlottma
KENDALL	594(DEM)	3,794	3,200
WILL	11,374(DEM)	51,711	40,337

**STATE SENATOR
FIFTY-SECOND LEGISLATIVE DISTRICT**

PLURALITY 22,504(DEM)

(Won) Paul N. Faraci	DEM	53,909	63.19%
Jeff Brownfield	REP	31,405	36.81%

COUNTY	PLURALITY	DEM Faraci	REP Brownfield
CHAMPAIGN	27,099(DEM)	46,695	19,596
VERMILION	4,595(REP)	7,214	11,809

**STATE SENATOR
FIFTY-THIRD LEGISLATIVE DISTRICT
(For an unexpired 2-year term)**

PLURALITY 90,825(REP)

(Won) Chris Balkema	REP	90,825	100.00%
---------------------	-----	--------	---------

COUNTY	PLURALITY	REP Balkema
BUREAU	335(REP)	335
FORD	5,277(REP)	5,277
GRUNDY	11,456(REP)	11,456
IROQUOIS	11,683(REP)	11,683
LaSALLE	8,631(REP)	8,631
LIVINGSTON	14,158(REP)	14,158
MARSHALL	4,675(REP)	4,675
McLEAN	11,420(REP)	11,420
PEORIA	610(REP)	610
PUTNAM	2,596(REP)	2,596
TAZEWELL	8,709(REP)	8,709
WILL	386(REP)	386
WOODFORD	10,889(REP)	10,889

**STATE SENATOR
FIFTY-FIFTH LEGISLATIVE DISTRICT**

PLURALITY 95,805(REP)

(Won) Jason Plummer REP 95,805 100.00%

COUNTY	PLURALITY	REP Plummer
BOND	6,745(REP)	6,745
CLAY	5,987(REP)	5,987
CLINTON	17,053(REP)	17,053
EFFINGHAM	1,619(REP)	1,619
FAYETTE	8,441(REP)	8,441
MADISON	26,525(REP)	26,525
MARION	14,249(REP)	14,249
MONTGOMERY	440(REP)	440
RICHLAND	6,382(REP)	6,382
ST. CLAIR	3,244(REP)	3,244
WASHINGTON	5,120(REP)	5,120

**STATE SENATOR
FIFTY-EIGHTH LEGISLATIVE DISTRICT**

PLURALITY 93,113(REP)

(Won) Terri Bryant REP 93,113 100.00%

COUNTY	PLURALITY	REP Bryant
EDWARDS	2,976(REP)	2,976
FRANKLIN	8,415(REP)	8,415
HAMILTON	2,971(REP)	2,971
JACKSON	6,394(REP)	6,394
JEFFERSON	14,519(REP)	14,519
MARION	119(REP)	119
MONROE	17,667(REP)	17,667
PERRY	8,033(REP)	8,033
RANDOLPH	12,636(REP)	12,636
ST. CLAIR	1,378(REP)	1,378
WABASH	4,766(REP)	4,766
WASHINGTON	1,381(REP)	1,381
WAYNE	7,450(REP)	7,450
WHITE	4,408(REP)	4,408

**REPRESENTATIVE IN THE GENERAL ASSEMBLY
FIRST REPRESENTATIVE DISTRICT**

PLURALITY 18,308(DEM)

(Won) Aaron M. Ortiz DEM 18,308 100.00%

COUNTY	PLURALITY	DEM Ortiz
COOK	18,308(DEM)	18,308

**REPRESENTATIVE IN THE GENERAL ASSEMBLY
SECOND REPRESENTATIVE DISTRICT**

PLURALITY 14,142(DEM)

(Won) Elizabeth "Lisa" Hernandez DEM 22,924 72.30%

 Laura Hruska REP 8,782 27.70%

COUNTY	PLURALITY	DEM Hernandez	REP Hruska
COOK	14,142(DEM)	22,924	8,782

**REPRESENTATIVE IN THE GENERAL ASSEMBLY
THIRD REPRESENTATIVE DISTRICT**

PLURALITY 28,774(DEM)

(Won) Eva-Dina Delgado DEM 28,774 100.00%

COUNTY	PLURALITY	DEM Delgado
COOK	28,774(DEM)	28,774

**REPRESENTATIVE IN THE GENERAL ASSEMBLY
FOURTH REPRESENTATIVE DISTRICT**

PLURALITY 27,277(DEM)

(Won) Lilian Jimenez DEM 27,277 100.00%

COUNTY	PLURALITY	DEM Jimenez
COOK	27,277(DEM)	27,277

**REPRESENTATIVE IN THE GENERAL ASSEMBLY
FIFTH REPRESENTATIVE DISTRICT**

PLURALITY 27,416(DEM)

(Won) Kimberly Neely DuBuclet DEM 32,549 86.38%
 Al Rasho REP 5,133 13.62%

COUNTY	PLURALITY	DEM DuBuclet	REP Rasho
COOK	27,416(DEM)	32,549	5,133

**REPRESENTATIVE IN THE GENERAL ASSEMBLY
SIXTH REPRESENTATIVE DISTRICT**

PLURALITY 17,187(DEM)

(Won) Sonya Marie Harper DEM 21,884 82.33%
 Sean A. Dwyer REP 4,697 17.67%

COUNTY	PLURALITY	DEM Harper	REP Dwyer
COOK	17,187(DEM)	21,884	4,697

**REPRESENTATIVE IN THE GENERAL ASSEMBLY
SEVENTH REPRESENTATIVE DISTRICT**

PLURALITY 39,402(DEM)

(Won) Emanuel "Chris" Welch DEM 39,402 100.00%

COUNTY	PLURALITY	DEM Welch
COOK	35,543(DEM)	35,543
DuPAGE	3,859(DEM)	3,859

**REPRESENTATIVE IN THE GENERAL ASSEMBLY
EIGHTH REPRESENTATIVE DISTRICT**

PLURALITY 19,670(DEM)

(Won) La Shawn K. Ford DEM 29,352 75.20%
 Leslie Collazo REP 9,682 24.80%

COUNTY	PLURALITY	DEM Ford	REP Collazo
COOK	19,670(DEM)	29,352	9,682

**REPRESENTATIVE IN THE GENERAL ASSEMBLY
NINTH REPRESENTATIVE DISTRICT**

PLURALITY 29,050(DEM)

(Won) Yolonda Morris DEM 29,050 100.00%

COUNTY	PLURALITY	DEM Morris
COOK	29,050(DEM)	29,050

**REPRESENTATIVE IN THE GENERAL ASSEMBLY
TENTH REPRESENTATIVE DISTRICT**

PLURALITY 32,201(DEM)

(Won) Jawaharial "Omar" Williams DEM 32,201 100.00%

COUNTY	PLURALITY	DEM Williams
COOK	32,201(DEM)	32,201

**REPRESENTATIVE IN THE GENERAL ASSEMBLY
ELEVENTH REPRESENTATIVE DISTRICT**

PLURALITY 48,345(DEM)

(Won) Ann M. Williams DEM 48,345 100.00%

COUNTY	PLURALITY	DEM Williams
COOK	48,345(DEM)	48,345

**REPRESENTATIVE IN THE GENERAL ASSEMBLY
TWELFTH REPRESENTATIVE DISTRICT**

PLURALITY 43,586(DEM)

(Won) Margaret Croke DEM 43,586 100.00%

COUNTY	PLURALITY	DEM Croke
COOK	43,586(DEM)	43,586

**REPRESENTATIVE IN THE GENERAL ASSEMBLY
THIRTEENTH REPRESENTATIVE DISTRICT**

PLURALITY 39,922(DEM)

(Won) Hoan Huynh DEM 46,432 87.70%

Terry Nguyen Le REP 6,510 12.30%

COUNTY	PLURALITY	DEM Huynh	REP Le
COOK	39,922(DEM)	46,432	6,510

**REPRESENTATIVE IN THE GENERAL ASSEMBLY
FOURTEENTH REPRESENTATIVE DISTRICT**

PLURALITY 37,519(DEM)

(Won) Kelly M. Cassidy DEM 37,519 100.00%

COUNTY	PLURALITY	DEM Cassidy
COOK	37,519(DEM)	37,519

**REPRESENTATIVE IN THE GENERAL ASSEMBLY
FIFTEENTH REPRESENTATIVE DISTRICT**

PLURALITY 11,443(DEM)

(Won) Michael J. Kelly DEM 28,177 62.74%

Mark R. Albers REP 16,734 37.26%

COUNTY	PLURALITY	DEM Kelly	REP Albers
COOK	11,443(DEM)	28,177	16,734

**REPRESENTATIVE IN THE GENERAL ASSEMBLY
SIXTEENTH REPRESENTATIVE DISTRICT**

PLURALITY 26,260(DEM)

(Won) Kevin John Olickal DEM 26,260 100.00%

COUNTY	PLURALITY	DEM Olickal
COOK	26,260(DEM)	26,260

**REPRESENTATIVE IN THE GENERAL ASSEMBLY
SEVENTEENTH REPRESENTATIVE DISTRICT**

PLURALITY 20,325(DEM)

(Won)	Jennifer Gong-Gershowitz	DEM	37,405	68.65%
	Jim Geldermann	REP	17,080	31.35%

COUNTY	PLURALITY	DEM Gong-Gershowitz	REP Geldermann
COOK	20,325(DEM)	37,405	17,080

**REPRESENTATIVE IN THE GENERAL ASSEMBLY
EIGHTEENTH REPRESENTATIVE DISTRICT**

PLURALITY 29,927(DEM)

(Won)	Robyn Gabel	DEM	40,786	78.97%
	Charles Hutchinson	REP	10,859	21.03%

COUNTY	PLURALITY	DEM Gabel	REP Hutchinson
COOK	29,927(DEM)	40,786	10,859

**REPRESENTATIVE IN THE GENERAL ASSEMBLY
NINETEENTH REPRESENTATIVE DISTRICT**

PLURALITY 15,814(DEM)

(Won)	Lindsey LaPointe	DEM	29,738	68.11%
	John "JZ" Zimmers	REP	13,924	31.89%

COUNTY	PLURALITY	DEM LaPointe	REP Zimmers
COOK	15,814(DEM)	29,738	13,924

**REPRESENTATIVE IN THE GENERAL ASSEMBLY
TWENTIETH REPRESENTATIVE DISTRICT**

PLURALITY 35,012(REP)

(Won) Brad Stephens REP 35,012 100.00%

COUNTY	PLURALITY	REP Stephens
COOK	35,012(REP)	35,012

**REPRESENTATIVE IN THE GENERAL ASSEMBLY
TWENTY-FIRST REPRESENTATIVE DISTRICT**

PLURALITY 27,006(DEM)

(Won) Abdelnasser Rashid DEM 27,006 100.00%

COUNTY	PLURALITY	DEM Rashid
COOK	27,006(DEM)	27,006

**REPRESENTATIVE IN THE GENERAL ASSEMBLY
TWENTY-SECOND REPRESENTATIVE DISTRICT**

PLURALITY 26,887(DEM)

(Won) Angie Guerrero-Cuellar DEM 26,887 100.00%

COUNTY	PLURALITY	DEM Guerrero-Cuella
COOK	26,887(DEM)	26,887

**REPRESENTATIVE IN THE GENERAL ASSEMBLY
TWENTY-THIRD REPRESENTATIVE DISTRICT**

PLURALITY 13,674(DEM)

(Won) Edgar Gonzalez, Jr. DEM 13,674 100.00%

COUNTY	PLURALITY	DEM Gonzalez, Jr.
COOK	13,674(DEM)	13,674

**REPRESENTATIVE IN THE GENERAL ASSEMBLY
TWENTY-FOURTH REPRESENTATIVE DISTRICT**

PLURALITY 14,645(DEM)

(Won) Theresa Mah DEM 20,337 78.13%

Natalian Bolton REP 5,692 21.87%

COUNTY	PLURALITY	DEM Mah	REP Bolton
COOK	14,645(DEM)	20,337	5,692

**REPRESENTATIVE IN THE GENERAL ASSEMBLY
TWENTY-FIFTH REPRESENTATIVE DISTRICT**

PLURALITY 30,667(DEM)

(Won) Curtis J. Tarver II DEM 30,667 100.00%

COUNTY	PLURALITY	DEM Tarver II
COOK	30,667(DEM)	30,667

**REPRESENTATIVE IN THE GENERAL ASSEMBLY
TWENTY-SIXTH REPRESENTATIVE DISTRICT**

PLURALITY 23,783(DEM)

(Won) Kam Buckner DEM 30,735 81.55%

Audrey Barrett REP 6,952 18.45%

COUNTY	PLURALITY	DEM Buckner	REP Barrett
COOK	23,783(DEM)	30,735	6,952

**REPRESENTATIVE IN THE GENERAL ASSEMBLY
TWENTY-SEVENTH REPRESENTATIVE DISTRICT**

PLURALITY 36,640(DEM)

(Won) Justin Q. Slaughter DEM 36,640 100.00%

COUNTY	PLURALITY	DEM Slaughter
COOK	35,659(DEM)	35,659
WILL	981(DEM)	981

**REPRESENTATIVE IN THE GENERAL ASSEMBLY
TWENTY-EIGHTH REPRESENTATIVE DISTRICT**

PLURALITY 31,942(DEM)

(Won) Robert "Bob" Rita DEM 31,942 100.00%

COUNTY	PLURALITY	DEM Rita
COOK	31,942(DEM)	31,942

**REPRESENTATIVE IN THE GENERAL ASSEMBLY
TWENTY-NINTH REPRESENTATIVE DISTRICT**

PLURALITY 38,481(DEM)

(Won)	Thaddeus Jones	DEM	38,498	99.96%
	Marketa Franklin		17	0.04% W-I

COUNTY	PLURALITY	DEM	
		Jones	Franklin
COOK	27,371(DEM)	27,376	5
KANKAKEE	5,325(DEM)	5,325	0
WILL	5,785(DEM)	5,797	12

**REPRESENTATIVE IN THE GENERAL ASSEMBLY
THIRTIETH REPRESENTATIVE DISTRICT**

PLURALITY 23,423(DEM)

(Won)	William "Will" Davis	DEM	32,481	78.19%
	Patricia Bonk	REP	9,058	21.81%

COUNTY	PLURALITY	DEM	REP
		Davis	Bonk
COOK	23,423(DEM)	32,481	9,058

**REPRESENTATIVE IN THE GENERAL ASSEMBLY
THIRTY-FIRST REPRESENTATIVE DISTRICT**

PLURALITY 16,886(DEM)

(Won) Michael Crawford DEM 26,588 73.27%

Carl R. Kunz REP 9,702 26.73%

COUNTY	PLURALITY	DEM Crawford	REP Kunz
COOK	16,886(DEM)	26,588	9,702

**REPRESENTATIVE IN THE GENERAL ASSEMBLY
THIRTY-SECOND REPRESENTATIVE DISTRICT**

PLURALITY 23,240(DEM)

(Won) Lisa J. Davis DEM 23,240 100.00%

COUNTY	PLURALITY	DEM Davis
COOK	23,240(DEM)	23,240

**REPRESENTATIVE IN THE GENERAL ASSEMBLY
THIRTY-THIRD REPRESENTATIVE DISTRICT**

PLURALITY 34,406(DEM)

(Won) Marcus C. Evans, Jr. DEM 34,406 100.00%

COUNTY	PLURALITY	DEM Evans, Jr.
COOK	34,406(DEM)	34,406

**REPRESENTATIVE IN THE GENERAL ASSEMBLY
THIRTY-FOURTH REPRESENTATIVE DISTRICT**

PLURALITY 22,946(DEM)

(Won) Nicholas "Nick" Smith DEM 33,043 76.59%

Frederick L. Walls REP 10,097 23.41%

COUNTY	PLURALITY	DEM Smith	REP Walls
COOK	24,924(DEM)	28,601	3,677
KANKAKEE	2,155(REP)	3,099	5,254
WILL	177(DEM)	1,343	1,166

**REPRESENTATIVE IN THE GENERAL ASSEMBLY
THIRTY-FIFTH REPRESENTATIVE DISTRICT**

PLURALITY 12,824(DEM)

(Won) Mary Gill DEM 33,275 61.93%

Herbert Hebein REP 20,451 38.07%

COUNTY	PLURALITY	DEM Gill	REP Hebein
COOK	12,824(DEM)	33,275	20,451

**REPRESENTATIVE IN THE GENERAL ASSEMBLY
THIRTY-SIXTH REPRESENTATIVE DISTRICT**

PLURALITY 8,549(DEM)

(Won) Rick Ryan DEM 27,487 59.21%

Christine Shanahan McGovern REP 18,938 40.79%

COUNTY	PLURALITY	DEM Ryan	REP McGovern
COOK	8,549(DEM)	27,487	18,938

**REPRESENTATIVE IN THE GENERAL ASSEMBLY
THIRTY-SEVENTH REPRESENTATIVE DISTRICT**

PLURALITY 47,607(REP)

(Won) Patrick Sheehan REP 47,607 100.00%

COUNTY	PLURALITY	REP Sheehan
COOK	10,203(REP)	10,203
WILL	37,404(REP)	37,404

**REPRESENTATIVE IN THE GENERAL ASSEMBLY
THIRTY-EIGHTH REPRESENTATIVE DISTRICT**

PLURALITY 43,437(DEM)

(Won) Debbie Meyers-Martin DEM 43,437 100.00%

COUNTY	PLURALITY	DEM Meyers-Martin
COOK	31,701(DEM)	31,701
WILL	11,736(DEM)	11,736

**REPRESENTATIVE IN THE GENERAL ASSEMBLY
THIRTY-NINTH REPRESENTATIVE DISTRICT**

PLURALITY 22,987(DEM)

(Won)	Will Guzzardi	DEM	29,955	81.12%
	Anthony Curran	REP	6,968	18.87%
	Justin Tucker		2	< .01% W-I

COUNTY	PLURALITY	DEM Guzzardi	REP Curran	Tucker
COOK	22,987(DEM)	29,955	6,968	2

**REPRESENTATIVE IN THE GENERAL ASSEMBLY
FORTIETH REPRESENTATIVE DISTRICT**

PLURALITY 25,807(DEM)

(Won)	Jaime M. Andrade, Jr.	DEM	32,189	83.45%
	Patrycja Karlin	REP	6,382	16.55%

COUNTY	PLURALITY	DEM Andrade, Jr.	REP Karlin
COOK	25,807(DEM)	32,189	6,382

**REPRESENTATIVE IN THE GENERAL ASSEMBLY
FORTY-FIRST REPRESENTATIVE DISTRICT**

PLURALITY 42,002(DEM)

(Won) Janet Yang Rohr DEM 42,002 100.00%

COUNTY	PLURALITY	DEM Yang Rohr
DuPAGE	28,108(DEM)	28,108
WILL	13,894(DEM)	13,894

**REPRESENTATIVE IN THE GENERAL ASSEMBLY
FORTY-SECOND REPRESENTATIVE DISTRICT**

PLURALITY 40,718(DEM)

(Won) Terra Costa Howard DEM 40,916 99.52%

Amar Patel 198 0.48% W-I

COUNTY	PLURALITY	DEM Costa Howard	Patel
DuPAGE	40,718(DEM)	40,916	198

**REPRESENTATIVE IN THE GENERAL ASSEMBLY
FORTY-THIRD REPRESENTATIVE DISTRICT**

PLURALITY 7,982(DEM)

(Won) Anna Moeller DEM 18,314 63.93%

Donald P. Puckett REP 10,332 36.07%

COUNTY	PLURALITY	DEM Moeller	REP Puckett
COOK	2,349(DEM)	7,126	4,777
KANE	5,633(DEM)	11,188	5,555

**REPRESENTATIVE IN THE GENERAL ASSEMBLY
FORTY-FOURTH REPRESENTATIVE DISTRICT**

PLURALITY 25,918(DEM)

(Won) Fred Crespo DEM 25,918 100.00%

COUNTY	PLURALITY	DEM Crespo
COOK	25,918(DEM)	25,918

**REPRESENTATIVE IN THE GENERAL ASSEMBLY
FORTY-FIFTH REPRESENTATIVE DISTRICT**

PLURALITY 4,293(DEM)

(Won) Martha "Martí" Deuter DEM 30,306 53.81%

Dennis M. Reboletti REP 26,013 46.19%

COUNTY	PLURALITY	DEM Deuter	REP Reboletti
COOK	208(DEM)	901	693
DuPAGE	4,085(DEM)	29,405	25,320

**REPRESENTATIVE IN THE GENERAL ASSEMBLY
FORTY-SIXTH REPRESENTATIVE DISTRICT**

PLURALITY 5,335(DEM)

(Won) Diane Blair-Sherlock DEM 23,488 56.41%

Robert "Rusty" Stevens REP 18,153 43.59%

COUNTY	PLURALITY	DEM Blair-Sherlock	REP Stevens
DuPAGE	5,335(DEM)	23,488	18,153

**REPRESENTATIVE IN THE GENERAL ASSEMBLY
 FORTY-SEVENTH REPRESENTATIVE DISTRICT**

PLURALITY 292(REP)

(Won)	Amy L. Grant	REP	29,869	50.25%
	Jackie Williamson	DEM	29,577	49.75%

COUNTY	PLURALITY	REP Grant	DEM Williamson
DuPAGE	292(REP)	29,869	29,577

**REPRESENTATIVE IN THE GENERAL ASSEMBLY
 FORTY-EIGHTH REPRESENTATIVE DISTRICT**

PLURALITY 8,246(REP)

(Won)	Jennifer Sanalitra	REP	30,177	57.91%
	Maria C. Vesey	DEM	21,931	42.09%

COUNTY	PLURALITY	REP Sanalitra	DEM Vesey
COOK	1,187(REP)	7,374	6,187
DuPAGE	7,059(REP)	22,803	15,744

**REPRESENTATIVE IN THE GENERAL ASSEMBLY
FORTY-NINTH REPRESENTATIVE DISTRICT**

PLURALITY 3,787(DEM)

(Won)	Maura Hirschauer	DEM	24,282	54.23%
	Hannah Billingsley	REP	20,495	45.77%

COUNTY	PLURALITY	DEM Hirschauer	REP Billingsley
COOK	570(DEM)	4,717	4,147
DuPAGE	1,995(DEM)	16,204	14,209
KANE	1,222(DEM)	3,361	2,139

**REPRESENTATIVE IN THE GENERAL ASSEMBLY
FIFTIETH REPRESENTATIVE DISTRICT**

PLURALITY 9,150(DEM)

(Won)	Barbara Hernandez	DEM	21,233	63.73%
	Teresa L. Alexander	REP	12,083	36.27%

COUNTY	PLURALITY	DEM Hernandez	REP Alexander
DuPAGE	562(DEM)	1,800	1,238
KANE	8,588(DEM)	19,433	10,845

**REPRESENTATIVE IN THE GENERAL ASSEMBLY
FIFTY-FIRST REPRESENTATIVE DISTRICT**

PLURALITY 7,108(DEM)

(Won)	Nabeela Syed	DEM	32,311	56.18%
	Tosi Ufodike	REP	25,203	43.82%

COUNTY	PLURALITY	DEM Syed	REP Ufodike
COOK	6,027(DEM)	18,486	12,459
LAKE	1,081(DEM)	13,825	12,744

**REPRESENTATIVE IN THE GENERAL ASSEMBLY
FIFTY-SECOND REPRESENTATIVE DISTRICT**

PLURALITY 47(REP)

(Won)	Martin McLaughlin	REP	29,520	50.04%
	Maria Peterson	DEM	29,473	49.96%

COUNTY	PLURALITY	REP McLaughlin	DEM Peterson
COOK	272(REP)	4,687	4,415
KANE	23(REP)	48	25
LAKE	763(DEM)	18,569	19,332
McHENRY	515(REP)	6,216	5,701

**REPRESENTATIVE IN THE GENERAL ASSEMBLY
FIFTY-THIRD REPRESENTATIVE DISTRICT**

PLURALITY 7,282(DEM)

(Won)	Nicolle Grasse	DEM	26,324	58.03%
	Ronald E. Andermann	REP	19,042	41.97%

COUNTY	PLURALITY	DEM Grasse	REP Andermann
COOK	7,282(DEM)	26,324	19,042

**REPRESENTATIVE IN THE GENERAL ASSEMBLY
FIFTY-FOURTH REPRESENTATIVE DISTRICT**

PLURALITY 8,743(DEM)

(Won)	Mary Beth Canty	DEM	28,773	58.96%
	Michele Hunter	REP	20,030	41.04%

COUNTY	PLURALITY	DEM Canty	REP Hunter
COOK	8,743(DEM)	28,773	20,030

**REPRESENTATIVE IN THE GENERAL ASSEMBLY
FIFTY-FIFTH REPRESENTATIVE DISTRICT**

PLURALITY 28,768(DEM)

(Won)	Martin J. Moylan	DEM	28,768	100.00%
-------	------------------	-----	--------	---------

COUNTY	PLURALITY	DEM Moylan
COOK	28,768(DEM)	28,768

**REPRESENTATIVE IN THE GENERAL ASSEMBLY
FIFTY-SIXTH REPRESENTATIVE DISTRICT**

PLURALITY 28,615(DEM)

(Won) Michelle Mussman DEM 28,615 100.00%

COUNTY	PLURALITY	DEM Mussman
COOK	25,874(DEM)	25,874
DuPAGE	2,741(DEM)	2,741

**REPRESENTATIVE IN THE GENERAL ASSEMBLY
FIFTY-SEVENTH REPRESENTATIVE DISTRICT**

PLURALITY 9,226(DEM)

(Won) Tracy Katz Muhl DEM 28,812 59.53%

Daniel Behr REP 19,586 40.47%

COUNTY	PLURALITY	DEM Katz Muhl	REP Behr
COOK	8,763(DEM)	27,473	18,710
LAKE	463(DEM)	1,339	876

**REPRESENTATIVE IN THE GENERAL ASSEMBLY
FIFTY-EIGHTH REPRESENTATIVE DISTRICT**

PLURALITY 19,572(DEM)

(Won) Bob Morgan	DEM	37,111	67.91%
Carl Lambrecht	REP	17,539	32.09%

COUNTY	PLURALITY	DEM Morgan	REP Lambrecht
COOK	1,624(DEM)	2,707	1,083
LAKE	17,948(DEM)	34,404	16,456

**REPRESENTATIVE IN THE GENERAL ASSEMBLY
FIFTY-NINTH REPRESENTATIVE DISTRICT**

PLURALITY 11,506(DEM)

(Won) Daniel Didech	DEM	26,927	63.59%
Chris Henning	REP	15,421	36.41%

COUNTY	PLURALITY	DEM Didech	REP Henning
COOK	630(DEM)	1,625	995
LAKE	10,876(DEM)	25,302	14,426

**REPRESENTATIVE IN THE GENERAL ASSEMBLY
SIXTIETH REPRESENTATIVE DISTRICT**

PLURALITY 21,937(DEM)

(Won) Rita Mayfield DEM 21,947 99.95%

 Joseph William Kopsick 10 0.05% W-I

COUNTY	PLURALITY	DEM Mayfield	Kopsick
LAKE	21,937(DEM)	21,947	10

**REPRESENTATIVE IN THE GENERAL ASSEMBLY
SIXTY-FIRST REPRESENTATIVE DISTRICT**

PLURALITY 7,929(DEM)

(Won) Joyce Mason DEM 26,910 58.64%

 James Creighton Mitchell, Jr. REP 18,981 41.36%

COUNTY	PLURALITY	DEM Mason	REP Mitchell, Jr.
LAKE	7,929(DEM)	26,910	18,981

**REPRESENTATIVE IN THE GENERAL ASSEMBLY
SIXTY-SECOND REPRESENTATIVE DISTRICT**

PLURALITY 33,440(DEM)

(Won) Laura Faver Dias DEM 33,440 100.00%

COUNTY	PLURALITY	DEM Faver Dias
LAKE	33,440(DEM)	33,440

**REPRESENTATIVE IN THE GENERAL ASSEMBLY
SIXTY-THIRD REPRESENTATIVE DISTRICT**

PLURALITY 3,146(REP)

(Won)	Steven Reick	REP	29,711	52.80%
	Mary Mahady	DEM	26,565	47.20%

COUNTY	PLURALITY	REP Reick	DEM Mahady
McHENRY	3,146(REP)	29,711	26,565

**REPRESENTATIVE IN THE GENERAL ASSEMBLY
SIXTY-FOURTH REPRESENTATIVE DISTRICT**

PLURALITY 45,429(REP)

(Won)	Tom Weber	REP	45,429	100.00%
-------	-----------	-----	--------	---------

COUNTY	PLURALITY	REP Weber
LAKE	24,421(REP)	24,421
McHENRY	21,008(REP)	21,008

**REPRESENTATIVE IN THE GENERAL ASSEMBLY
SIXTY-FIFTH REPRESENTATIVE DISTRICT**

PLURALITY 6,720(REP)

(Won)	Dan Ugaste	REP	33,393	55.59%
	Linda R Robertson	DEM	26,673	44.41%

COUNTY	PLURALITY	REP Ugaste	DEM Robertson
DuPAGE	283(REP)	1,301	1,018
KANE	6,437(REP)	32,092	25,655

**REPRESENTATIVE IN THE GENERAL ASSEMBLY
SIXTY-SIXTH REPRESENTATIVE DISTRICT**

PLURALITY 3,465(DEM)

(Won) Suzanne Ness DEM 27,757 53.33%
 Laurie Parman REP 24,292 46.67%

COUNTY	PLURALITY	DEM Ness	REP Parman
KANE	2,100(DEM)	16,507	14,407
McHENRY	1,365(DEM)	11,250	9,885

**REPRESENTATIVE IN THE GENERAL ASSEMBLY
SIXTY-SEVENTH REPRESENTATIVE DISTRICT**

PLURALITY 6,700(DEM)

(Won) Maurice A. West II DEM 21,171 59.40%
 Glen Oland REP 14,471 40.60%

COUNTY	PLURALITY	DEM West II	REP Oland
WINNEBAGO	6,700(DEM)	21,171	14,471

**REPRESENTATIVE IN THE GENERAL ASSEMBLY
SIXTY-EIGHTH REPRESENTATIVE DISTRICT**

PLURALITY 33,688(DEM)

(Won) Dave Vella DEM 33,688 100.00%

COUNTY	PLURALITY	DEM Vella
BOONE	6,696(DEM)	6,696
WINNEBAGO	26,992(DEM)	26,992

**REPRESENTATIVE IN THE GENERAL ASSEMBLY
SIXTY-NINTH REPRESENTATIVE DISTRICT**

PLURALITY 12,526(REP)

(Won) Joe Sosnowski REP 33,658 61.43%

Peter Janko DEM 21,132 38.57%

COUNTY	PLURALITY	REP Sosnowski	DEM Janko
BOONE	4,544(REP)	8,571	4,027
McHENRY	7,133(REP)	22,566	15,433
WINNEBAGO	849(REP)	2,521	1,672

**REPRESENTATIVE IN THE GENERAL ASSEMBLY
SEVENTIETH REPRESENTATIVE DISTRICT**

PLURALITY 11,939(REP)

(Won) Jeff Keicher REP 36,380 59.81%

Randi Olson DEM 24,441 40.19%

COUNTY	PLURALITY	REP Keicher	DEM Olson
DeKALB	4,685(REP)	10,546	5,861
KANE	6,244(REP)	21,124	14,880
McHENRY	1,010(REP)	4,710	3,700

**REPRESENTATIVE IN THE GENERAL ASSEMBLY
SEVENTY-FIRST REPRESENTATIVE DISTRICT**

PLURALITY 37,528(REP)

(Won) Dan Swanson REP 37,528 100.00%

COUNTY	PLURALITY	REP Swanson
HENRY	5,265(REP)	5,265
KNOX	11,597(REP)	11,597
McDONOUGH	5,655(REP)	5,655
MERCER	2,130(REP)	2,130
ROCK ISLAND	7,665(REP)	7,665
WARREN	5,216(REP)	5,216

**REPRESENTATIVE IN THE GENERAL ASSEMBLY
SEVENTY-SECOND REPRESENTATIVE DISTRICT**

PLURALITY 9,607(DEM)

(Won) Gregg C. Johnson DEM 26,659 60.99%

Charlie Helmick REP 17,052 39.01%

COUNTY	PLURALITY	DEM Johnson	REP Helmick
ROCK ISLAND	9,607(DEM)	26,659	17,052

**REPRESENTATIVE IN THE GENERAL ASSEMBLY
SEVENTY-THIRD REPRESENTATIVE DISTRICT**

PLURALITY 46,067(REP)

(Won) Ryan Spain REP 46,067 100.00%

COUNTY	PLURALITY	REP Spain
BUREAU	9,303(REP)	9,303
HENRY	5,398(REP)	5,398
LEE	606(REP)	606
MARSHALL	298(REP)	298
PEORIA	13,338(REP)	13,338
ROCK ISLAND	3,158(REP)	3,158
STARK	639(REP)	639
WHITESIDE	8,785(REP)	8,785
WOODFORD	4,542(REP)	4,542

**REPRESENTATIVE IN THE GENERAL ASSEMBLY
SEVENTY-FOURTH REPRESENTATIVE DISTRICT**

PLURALITY 14,415(REP)

(Won) Bradley J. Fritts REP 31,516 64.83%

David Simpson DEM 17,101 35.17%

COUNTY	PLURALITY	REP Fritts	DEM Simpson
DeKALB	1,098(REP)	2,093	995
LaSALLE	2,166(REP)	4,398	2,232
LEE	6,096(REP)	10,582	4,486
OGLE	2,853(REP)	5,599	2,746
WHITESIDE	2,202(REP)	8,844	6,642

**REPRESENTATIVE IN THE GENERAL ASSEMBLY
SEVENTY-FIFTH REPRESENTATIVE DISTRICT**

PLURALITY 12,546(REP)

(Won)	Jed Davis	REP	33,715	61.43%
.....				
	Heidi Henry	DEM	21,169	38.57%
.....				

COUNTY	PLURALITY	REP Davis	DEM Henry
DeKALB	1,217(REP)	2,829	1,612
GRUNDY	2,787(REP)	6,794	4,007
KENDALL	5,635(REP)	18,604	12,969
LaSALLE	2,848(REP)	5,202	2,354
WILL	59(REP)	286	227

**REPRESENTATIVE IN THE GENERAL ASSEMBLY
SEVENTY-SIXTH REPRESENTATIVE DISTRICT**

PLURALITY 595(DEM)

(Won)	Amy "Murri" Briel	DEM	23,931	50.63%
.....				
	Liz Bishop	REP	23,336	49.37%
.....				

COUNTY	PLURALITY	DEM Briel	REP Bishop
BUREAU	207(REP)	1,976	2,183
DeKALB	3,921(DEM)	9,988	6,067
LaSALLE	3,119(REP)	11,967	15,086

**REPRESENTATIVE IN THE GENERAL ASSEMBLY
SEVENTY-SEVENTH REPRESENTATIVE DISTRICT**

PLURALITY 5,515(DEM)

(Won) Norma Hernandez DEM 18,121 58.97%

Anthony Airdo REP 12,606 41.03%

COUNTY	PLURALITY	DEM Hernandez	REP Airdo
COOK	4,841(DEM)	13,125	8,284
DuPAGE	674(DEM)	4,996	4,322

**REPRESENTATIVE IN THE GENERAL ASSEMBLY
SEVENTY-EIGHTH REPRESENTATIVE DISTRICT**

PLURALITY 44,015(DEM)

(Won) Camille Lilly DEM 44,015 100.00%

COUNTY	PLURALITY	DEM Lilly
COOK	44,015(DEM)	44,015

**REPRESENTATIVE IN THE GENERAL ASSEMBLY
SEVENTY-NINTH REPRESENTATIVE DISTRICT**

PLURALITY 4,947(REP)

(Won)	Jackie Haas	REP	25,238	55.43%
	William "Billy" Morgan	DEM	20,291	44.57%

COUNTY	PLURALITY	REP Haas	DEM Morgan
COOK	2,103(DEM)	521	2,624
GRUNDY	213(REP)	575	362
KANKAKEE	7,998(REP)	19,137	11,139
WILL	1,161(DEM)	5,005	6,166

**REPRESENTATIVE IN THE GENERAL ASSEMBLY
EIGHTIETH REPRESENTATIVE DISTRICT**

PLURALITY 8,474(DEM)

(Won)	Anthony DeLuca	DEM	27,366	59.16%
	Adam M. Beaty	REP	18,892	40.84%

COUNTY	PLURALITY	DEM DeLuca	REP Beaty
COOK	12,391(DEM)	14,846	2,455
WILL	3,917(REP)	12,520	16,437

**REPRESENTATIVE IN THE GENERAL ASSEMBLY
EIGHTY-FIRST REPRESENTATIVE DISTRICT**

PLURALITY 7,628(DEM)

(Won) Anne Stava-Murray DEM 33,289 56.47%

Aaron Porter REP 25,661 43.53%

COUNTY	PLURALITY	DEM Stava-Murray	REP Porter
DuPAGE	7,628(DEM)	33,289	25,661

**REPRESENTATIVE IN THE GENERAL ASSEMBLY
EIGHTY-SECOND REPRESENTATIVE DISTRICT**

PLURALITY 10,974(REP)

(Won) Nicole La Ha REP 34,787 59.36%

Suzanne Akhras DEM 23,813 40.64%

COUNTY	PLURALITY	REP La Ha	DEM Akhras
COOK	7,053(REP)	18,599	11,546
DuPAGE	3,051(REP)	14,622	11,571
WILL	870(REP)	1,566	696

**REPRESENTATIVE IN THE GENERAL ASSEMBLY
EIGHTY-THIRD REPRESENTATIVE DISTRICT**

PLURALITY 39,062(DEM)

(Won) Matt Hanson DEM 39,062 100.00%

COUNTY	PLURALITY	DEM Hanson
KANE	27,492(DEM)	27,492
KENDALL	11,570(DEM)	11,570

**REPRESENTATIVE IN THE GENERAL ASSEMBLY
EIGHTY-FOURTH REPRESENTATIVE DISTRICT**

PLURALITY 34,284(DEM)

(Won) Stephanie A. Kifowit DEM 34,284 100.00%

COUNTY	PLURALITY	DEM Kifowit
DuPAGE	13,891(DEM)	13,891
KANE	3,185(DEM)	3,185
KENDALL	8,862(DEM)	8,862
WILL	8,346(DEM)	8,346

**REPRESENTATIVE IN THE GENERAL ASSEMBLY
EIGHTY-FIFTH REPRESENTATIVE DISTRICT**

PLURALITY 7,218(DEM)

(Won)	Dagmara "Dee" Avelar	DEM	25,360	58.30%
	Chris Metcalfe	REP	18,142	41.70%

COUNTY	PLURALITY	DEM Avelar	REP Metcalfe
DuPAGE	1,171(DEM)	3,154	1,983
WILL	6,047(DEM)	22,206	16,159

**REPRESENTATIVE IN THE GENERAL ASSEMBLY
EIGHTY-SIXTH REPRESENTATIVE DISTRICT**

PLURALITY 8,039(DEM)

(Won)	Lawrence "Larry" Walsh, Jr.	DEM	24,228	59.95%
	Jim Lanham	REP	16,189	40.05%

COUNTY	PLURALITY	DEM Walsh, Jr.	REP Lanham
WILL	8,039(DEM)	24,228	16,189

**REPRESENTATIVE IN THE GENERAL ASSEMBLY
EIGHTY-SEVENTH REPRESENTATIVE DISTRICT**

PLURALITY 27,829(REP)

(Won)	William E Hauter	REP	39,955	76.72%
	David Gill	IND	12,126	23.28%

COUNTY	PLURALITY	REP Hauter	IND Gill
DeWITT	1,980(REP)	3,487	1,507
LOGAN	6,776(REP)	9,155	2,379
MACON	1,240(REP)	1,879	639
MASON	76(REP)	99	23
McLEAN	1,840(REP)	2,731	891
SANGAMON	813(REP)	1,190	377
TAZEWELL	14,991(REP)	21,275	6,284
WOODFORD	113(REP)	139	26

**REPRESENTATIVE IN THE GENERAL ASSEMBLY
EIGHTY-EIGHTH REPRESENTATIVE DISTRICT**

PLURALITY 46,760(REP)

(Won)	Regan Deering	REP	46,760	100.00%
-------	---------------	-----	--------	---------

COUNTY	PLURALITY	REP Deering
DeWITT	2,019(REP)	2,019
LIVINGSTON	58(REP)	58
MACON	13,275(REP)	13,275
McLEAN	23,397(REP)	23,397
PIATT	8,011(REP)	8,011

**REPRESENTATIVE IN THE GENERAL ASSEMBLY
EIGHTY-NINTH REPRESENTATIVE DISTRICT**

PLURALITY 48,794(REP)

(Won) Tony M. McCombie REP 48,794 100.00%

COUNTY	PLURALITY	REP McCombie
BOONE	818(REP)	818
CARROLL	6,914(REP)	6,914
DeKALB	5,383(REP)	5,383
JoDAVIESS	9,817(REP)	9,817
OGLE	14,470(REP)	14,470
STEPHENSON	5,227(REP)	5,227
WINNEBAGO	6,165(REP)	6,165

**REPRESENTATIVE IN THE GENERAL ASSEMBLY
NINETIETH REPRESENTATIVE DISTRICT**

PLURALITY 41,383(REP)

(Won) John M. Cabello REP 41,383 100.00%

COUNTY	PLURALITY	REP Cabello
BOONE	715(REP)	715
STEPHENSON	11,292(REP)	11,292
WINNEBAGO	29,376(REP)	29,376

**REPRESENTATIVE IN THE GENERAL ASSEMBLY
NINETY-FIRST REPRESENTATIVE DISTRICT**

PLURALITY 3,672(DEM)

(Won) Sharon Chung DEM 27,601 53.56%

Desi Anderson REP 23,929 46.44%

COUNTY	PLURALITY	DEM Chung	REP Anderson
McLEAN	7,676(DEM)	22,469	14,793
PEORIA	193(REP)	1,117	1,310
TAZEWELL	2,204(REP)	3,582	5,786
WOODFORD	1,607(REP)	433	2,040

**REPRESENTATIVE IN THE GENERAL ASSEMBLY
NINETY-SECOND REPRESENTATIVE DISTRICT**

PLURALITY 31,370(DEM)

(Won) Jehan Gordon-Booth DEM 31,370 100.00%

COUNTY	PLURALITY	DEM Gordon-Booth
PEORIA	31,370(DEM)	31,370

REPRESENTATIVE IN THE GENERAL ASSEMBLY
NINETY-THIRD REPRESENTATIVE DISTRICT

PLURALITY 42,795(REP)

(Won) Travis Robert Weaver

REP

42,795 100.00%

COUNTY	PLURALITY	REP Weaver
FULTON	572(REP)	572
HENRY	10,086(REP)	10,086
KNOX	3,740(REP)	3,740
PEORIA	13,597(REP)	13,597
STARK	1,770(REP)	1,770
TAZEWELL	13,030(REP)	13,030

**REPRESENTATIVE IN THE GENERAL ASSEMBLY
NINETY-FOURTH REPRESENTATIVE DISTRICT**

PLURALITY 45,854(REP)

(Won) Norine K. Hammond REP 45,854 100.00%

COUNTY	PLURALITY	REP Hammond
ADAMS	1,206(REP)	1,206
FULTON	12,322(REP)	12,322
HANCOCK	7,775(REP)	7,775
HENDERSON	2,765(REP)	2,765
KNOX	2,256(REP)	2,256
MASON	5,258(REP)	5,258
McDONOUGH	3,813(REP)	3,813
MERCER	4,735(REP)	4,735
PEORIA	53(REP)	53
ROCK ISLAND	3,513(REP)	3,513
SCHUYLER	555(REP)	555
TAZEWELL	691(REP)	691
WARREN	912(REP)	912

**REPRESENTATIVE IN THE GENERAL ASSEMBLY
NINETY-FIFTH REPRESENTATIVE DISTRICT**

PLURALITY 11,525(REP)

(Won) Mike Coffey REP 34,370 60.07%

Kristen Chiaro DEM 22,845 39.93%

COUNTY	PLURALITY	REP Coffey	DEM Chiaro
CHRISTIAN	1,337(REP)	1,957	620
MACON	209(REP)	279	70
SANGAMON	9,979(REP)	32,134	22,155

**REPRESENTATIVE IN THE GENERAL ASSEMBLY
NINETY-SIXTH REPRESENTATIVE DISTRICT**

PLURALITY 6,613(DEM)

(Won) Sue Scherer DEM 22,970 58.41%

Lisa Smith REP 16,357 41.59%

COUNTY	PLURALITY	DEM Scherer	REP Smith
CHRISTIAN	408(REP)	148	556
MACON	1,802(DEM)	10,249	8,447
SANGAMON	5,219(DEM)	12,573	7,354

**REPRESENTATIVE IN THE GENERAL ASSEMBLY
NINETY-SEVENTH REPRESENTATIVE DISTRICT**

PLURALITY 2,335(DEM)

(Won) Harry Benton DEM 27,540 52.21%

Gabby Shanahan REP 25,205 47.79%

COUNTY	PLURALITY	DEM Benton	REP Shanahan
KENDALL	530(DEM)	3,767	3,237
WILL	1,805(DEM)	23,773	21,968

**REPRESENTATIVE IN THE GENERAL ASSEMBLY
NINETY-EIGHTH REPRESENTATIVE DISTRICT**

PLURALITY 36,454(DEM)

(Won) Natalie A. Manley DEM 36,454 100.00%

COUNTY	PLURALITY	DEM Manley
WILL	36,454(DEM)	36,454

**REPRESENTATIVE IN THE GENERAL ASSEMBLY
NINETY-NINTH REPRESENTATIVE DISTRICT**

PLURALITY 40,936(REP)

(Won) Kyle A. Moore REP 40,936 100.00%

COUNTY	PLURALITY	REP Moore
ADAMS	23,558(REP)	23,558
BROWN	1,612(REP)	1,612
CASS	4,255(REP)	4,255
MORGAN	9,072(REP)	9,072
SCHUYLER	2,439(REP)	2,439

**REPRESENTATIVE IN THE GENERAL ASSEMBLY
ONE HUNDREDTH REPRESENTATIVE DISTRICT**

PLURALITY 50,793(REP)

(Won) Christopher "C.D." Davidsmeyer REP 50,793 100.00%

COUNTY	PLURALITY	REP Davidsmeyer
ADAMS	2,815(REP)	2,815
BROWN	524(REP)	524
CALHOUN	2,268(REP)	2,268
GREENE	5,213(REP)	5,213
JERSEY	9,484(REP)	9,484
MACOUPIN	6,188(REP)	6,188
MADISON	12,396(REP)	12,396
MORGAN	2,926(REP)	2,926
PIKE	6,687(REP)	6,687
SCOTT	2,292(REP)	2,292

**REPRESENTATIVE IN THE GENERAL ASSEMBLY
ONE HUNDRED AND FIRST REPRESENTATIVE DISTRICT**

PLURALITY 41,090(REP)

(Won) Chris G. Miller REP 41,090 100.00%

COUNTY	PLURALITY	REP Miller
CHAMPAIGN	14,200(REP)	14,200
COLES	14,828(REP)	14,828
DOUGLAS	6,948(REP)	6,948
FORD	426(REP)	426
MOULTRIE	316(REP)	316
VERMILION	4,372(REP)	4,372

**REPRESENTATIVE IN THE GENERAL ASSEMBLY
ONE HUNDRED AND SECOND REPRESENTATIVE DISTRICT**

PLURALITY 47,051(REP)

(Won) Adam M. Niemerg REP 47,051 100.00%

COUNTY	PLURALITY	REP Niemerg
CHAMPAIGN	3,646(REP)	3,646
CLARK	7,067(REP)	7,067
COLES	1,599(REP)	1,599
CRAWFORD	7,972(REP)	7,972
CUMBERLAND	3,991(REP)	3,991
DOUGLAS	147(REP)	147
EDGAR	6,753(REP)	6,753
EFFINGHAM	1,182(REP)	1,182
JASPER	4,753(REP)	4,753
LAWRENCE	5,325(REP)	5,325
VERMILION	4,616(REP)	4,616

**REPRESENTATIVE IN THE GENERAL ASSEMBLY
ONE HUNDRED AND THIRD REPRESENTATIVE DISTRICT**

PLURALITY 32,738(DEM)

(Won) Carol Ammons DEM 32,738 100.00%

COUNTY	PLURALITY	DEM Ammons
CHAMPAIGN	32,738(DEM)	32,738

**REPRESENTATIVE IN THE GENERAL ASSEMBLY
ONE HUNDRED AND FOURTH REPRESENTATIVE DISTRICT**

PLURALITY 269(REP)

(Won)	Brandun Schweizer	REP	23,546	50.29%
	Jarrett Clem	DEM	23,277	49.71%

COUNTY	PLURALITY	REP Schweizer	DEM Clem
CHAMPAIGN	4,911(DEM)	11,385	16,296
VERMILION	5,180(REP)	12,161	6,981

**REPRESENTATIVE IN THE GENERAL ASSEMBLY
ONE HUNDRED AND FIFTH REPRESENTATIVE DISTRICT**

PLURALITY 20,974(REP)

(Won)	Dennis Tipsword Jr.	REP	38,132	68.97%
	Morgan Phillips	DEM	17,158	31.03%

COUNTY	PLURALITY	REP Tipsword Jr.	DEM Phillips
BUREAU	76(REP)	251	175
LaSALLE	403(REP)	794	391
LIVINGSTON	3,882(REP)	5,802	1,920
MARSHALL	2,587(REP)	4,096	1,509
McLEAN	2,562(REP)	7,933	5,371
PEORIA	243(REP)	482	239
PUTNAM	799(REP)	2,004	1,205
TAZEWELL	3,339(REP)	6,933	3,594
WOODFORD	7,083(REP)	9,837	2,754

**REPRESENTATIVE IN THE GENERAL ASSEMBLY
ONE HUNDRED AND SIXTH REPRESENTATIVE DISTRICT**

PLURALITY 45,078(REP)

(Won) Jason R. Bunting REP 45,078 100.00%

COUNTY	PLURALITY	REP Bunting
FORD	5,290(REP)	5,290
GRUNDY	11,509(REP)	11,509
IROQUOIS	11,715(REP)	11,715
LaSALLE	7,580(REP)	7,580
LIVINGSTON	7,609(REP)	7,609
McLEAN	987(REP)	987
WILL	388(REP)	388

**REPRESENTATIVE IN THE GENERAL ASSEMBLY
ONE HUNDRED AND SEVENTH REPRESENTATIVE DISTRICT**

PLURALITY 45,819(REP)

(Won) Brad Halbrook REP 45,819 100.00%

COUNTY	PLURALITY	REP Halbrook
CHRISTIAN	9,138(REP)	9,138
CUMBERLAND	1,167(REP)	1,167
EFFINGHAM	14,163(REP)	14,163
MACON	5,889(REP)	5,889
MONTGOMERY	1,618(REP)	1,618
MOULTRIE	5,169(REP)	5,169
SHELBY	8,675(REP)	8,675

**REPRESENTATIVE IN THE GENERAL ASSEMBLY
ONE HUNDRED AND EIGHTH REPRESENTATIVE DISTRICT**

PLURALITY 48,136(REP)

(Won) Wayne A. Rosenthal REP 48,136 100.00%

COUNTY	PLURALITY	REP Rosenthal
CHRISTIAN	1,016(REP)	1,016
MACOUPIN	13,546(REP)	13,546
MENARD	5,255(REP)	5,255
MONTGOMERY	9,101(REP)	9,101
SANGAMON	19,218(REP)	19,218

**REPRESENTATIVE IN THE GENERAL ASSEMBLY
ONE HUNDRED AND NINTH REPRESENTATIVE DISTRICT**

PLURALITY 51,851(REP)

(Won) Charlie Meier REP 51,851 100.00%

COUNTY	PLURALITY	REP Meier
BOND	5,406(REP)	5,406
CLINTON	11,397(REP)	11,397
MADISON	26,569(REP)	26,569
ST. CLAIR	3,273(REP)	3,273
WASHINGTON	5,206(REP)	5,206

**REPRESENTATIVE IN THE GENERAL ASSEMBLY
ONE HUNDRED AND TENTH REPRESENTATIVE DISTRICT**

PLURALITY 43,619(REP)

(Won) Blaine Wilhour REP 43,619 100.00%

COUNTY	PLURALITY	REP Wilhour
BOND	1,197(REP)	1,197
CLAY	5,995(REP)	5,995
CLINTON	5,568(REP)	5,568
EFFINGHAM	1,605(REP)	1,605
FAYETTE	8,320(REP)	8,320
MARION	14,161(REP)	14,161
MONTGOMERY	437(REP)	437
RICHLAND	6,336(REP)	6,336

**REPRESENTATIVE IN THE GENERAL ASSEMBLY
ONE HUNDRED AND ELEVENTH REPRESENTATIVE DISTRICT**

PLURALITY 11,211(REP)

(Won) Amy Elik REP 29,927 61.52%

Nick Raftopoulos DEM 18,716 38.48%

COUNTY	PLURALITY	REP Elik	DEM Raftopoulos
MADISON	11,211(REP)	29,927	18,716

**REPRESENTATIVE IN THE GENERAL ASSEMBLY
ONE HUNDRED AND TWELFTH REPRESENTATIVE DISTRICT**

PLURALITY 4,818(DEM)

(Won) Katie Stuart DEM 28,373 54.64%

Jay Keeven REP 23,555 45.36%

COUNTY	PLURALITY	DEM Stuart	REP Keeven
MADISON	2,847(DEM)	18,635	15,788
ST. CLAIR	1,971(DEM)	9,738	7,767

**REPRESENTATIVE IN THE GENERAL ASSEMBLY
ONE HUNDRED AND THIRTEENTH REPRESENTATIVE DISTRICT**

PLURALITY 40,037(DEM)

(Won) Jay Hoffman DEM 40,037 100.00%

COUNTY	PLURALITY	DEM Hoffman
MADISON	1,409(DEM)	1,409
ST. CLAIR	38,628(DEM)	38,628

**REPRESENTATIVE IN THE GENERAL ASSEMBLY
ONE HUNDRED AND FOURTEENTH REPRESENTATIVE DISTRICT**

PLURALITY 2,146(REP)

(Won) Kevin Schmidt REP 25,057 52.24%

LaToya Greenwood DEM 22,911 47.76%

COUNTY	PLURALITY	REP Schmidt	DEM Greenwood
ST. CLAIR	2,146(REP)	25,057	22,911

**REPRESENTATIVE IN THE GENERAL ASSEMBLY
ONE HUNDRED AND FIFTEENTH REPRESENTATIVE DISTRICT**

PLURALITY 46,910(REP)

(Won) David Friess REP 46,910 100.00%

COUNTY	PLURALITY	REP Friess
JACKSON	6,187(REP)	6,187
MONROE	17,613(REP)	17,613
PERRY	7,852(REP)	7,852
RANDOLPH	12,572(REP)	12,572
ST. CLAIR	1,370(REP)	1,370
WASHINGTON	1,316(REP)	1,316

**REPRESENTATIVE IN THE GENERAL ASSEMBLY
ONE HUNDRED AND SIXTEENTH REPRESENTATIVE DISTRICT**

PLURALITY 45,378(REP)

(Won) Dave Severin REP 45,378 100.00%

COUNTY	PLURALITY	REP Severin
EDWARDS	2,954(REP)	2,954
FRANKLIN	8,450(REP)	8,450
HAMILTON	2,967(REP)	2,967
JEFFERSON	14,348(REP)	14,348
MARION	121(REP)	121
WABASH	4,728(REP)	4,728
WASHINGTON	37(REP)	37
WAYNE	7,376(REP)	7,376
WHITE	4,397(REP)	4,397

**REPRESENTATIVE IN THE GENERAL ASSEMBLY
ONE HUNDRED AND SEVENTEENTH REPRESENTATIVE DISTRICT**

PLURALITY 45,233(REP)

(Won) Patrick Windhorst REP 45,233 100.00%

COUNTY	PLURALITY	REP Windhorst
FRANKLIN	6,898(REP)	6,898
GALLATIN	2,072(REP)	2,072
HAMILTON	660(REP)	660
HARDIN	1,676(REP)	1,676
JOHNSON	5,375(REP)	5,375
MASSAC	5,868(REP)	5,868
POPE	1,884(REP)	1,884
SALINE	9,020(REP)	9,020
WHITE	1,577(REP)	1,577
WILLIAMSON	10,203(REP)	10,203

**REPRESENTATIVE IN THE GENERAL ASSEMBLY
ONE HUNDRED AND EIGHTEENTH REPRESENTATIVE DISTRICT**

PLURALITY 36,564(REP)

(Won) Paul Jacobs REP 36,564 100.00%

COUNTY	PLURALITY	REP Jacobs
ALEXANDER	1,676(REP)	1,676
JACKSON	8,972(REP)	8,972
PULASKI	1,945(REP)	1,945
UNION	6,851(REP)	6,851
WILLIAMSON	17,120(REP)	17,120

**REGIONAL SUPERINTENDENT OF SCHOOLS
(BUREAU, HENRY AND STARK COUNTIES)
(For an unexpired 2-year term)**

PLURALITY 231(IND)

(Won) Kathy Marshall IND 231 100.00% W-I

COUNTY	PLURALITY	IND Marshall
BUREAU	23(IND)	23
HENRY	169(IND)	169
KNOX	0	0
LEE	0	0
MERCER	0	0
PEORIA	0	0
ROCK ISLAND	0	0
STARK	39(IND)	39

TRUSTEES OF THE PRAIRIE DUPONT LEVEE AND SANITARY DISTRICT

(Won)	Michael E Sullivan	DEM	1,321	27.15%
(Won)	Dennis E. Foutch	DEM	957	19.67%
(Won)	Michael H. Lindhorst	DEM	904	18.58%
(Won)	David Walster	DEM	848	17.43%
(Won)	Randy C. Bolle	DEM	836	17.18%

COUNTY	PLURALITY	DEM Sullivan	DEM Foutch	DEM Lindhorst	DEM Walster	DEM Bolle
MONROE	0	14	10	12	10	10
ST. CLAIR	0	1,307	947	892	838	826

**JUDGE OF THE SUPREME COURT
FIRST JUDICIAL DISTRICT
(To fill the vacancy of the Hon. Anne M. Burke)
PLURALITY 1,571,500(DEM)**

(Won) Joy Virginia Cunningham DEM 1,571,500 100.00%

COUNTY	PLURALITY	DEM Cunningham
COOK	1,571,500(DEM)	1,571,500

**JUDGE OF THE SUPREME COURT
FOURTH JUDICIAL DISTRICT
(To fill the vacancy of the Hon. Rita B. Garman)
PLURALITY 732,695(REP)**

(Won) Lisa Holder White REP 732,695 100.00%

COUNTY	PLURALITY	REP Holder White
ADAMS	27,719(REP)	27,719
BOONE	18,603(REP)	18,603
BROWN	2,055(REP)	2,055
CALHOUN	2,041(REP)	2,041
CARROLL	6,544(REP)	6,544
CASS	4,176(REP)	4,176
FORD	5,566(REP)	5,566
FULTON	12,446(REP)	12,446
GREENE	4,858(REP)	4,858
HANCOCK	7,634(REP)	7,634
HENDERSON	2,695(REP)	2,695
HENRY	20,150(REP)	20,150
JERSEY	9,069(REP)	9,069
JoDAVIESS	9,653(REP)	9,653
KNOX	16,916(REP)	16,916
LEE	12,889(REP)	12,889

**JUDGE OF THE SUPREME COURT
FOURTH JUDICIAL DISTRICT
(To fill the vacancy of the Hon. Rita B. Garman)**

PLURALITY 732,695(REP)

COUNTY	PLURALITY	REP Holder White
LIVINGSTON	13,968(REP)	13,968
LOGAN	10,360(REP)	10,360
MACOUPIN	19,186(REP)	19,186
MARSHALL	4,873(REP)	4,873
MASON	5,090(REP)	5,090
McDONOUGH	9,130(REP)	9,130
McLEAN	64,400(REP)	64,400
MENARD	5,092(REP)	5,092
MERCER	6,731(REP)	6,731
MORGAN	11,766(REP)	11,766
OGLE	21,310(REP)	21,310
PEORIA	54,677(REP)	54,677
PIKE	6,254(REP)	6,254
PUTNAM	2,572(REP)	2,572
ROCK ISLAND	45,489(REP)	45,489
SANGAMON	77,874(REP)	77,874
SCHUYLER	2,835(REP)	2,835
SCOTT	2,059(REP)	2,059
STARK	2,282(REP)	2,282
STEPHENSON	16,267(REP)	16,267
TAZEWELL	53,855(REP)	53,855
WARREN	5,923(REP)	5,923
WHITESIDE	20,872(REP)	20,872
WINNEBAGO	89,201(REP)	89,201
WOODFORD	17,615(REP)	17,615

**JUDGE OF THE APPELLATE COURT
FIRST JUDICIAL DISTRICT
(To fill the vacancy of the Hon. Maureen E. Connors)
PLURALITY 1,505,682(DEM)**

(Won) Mary Lane Mikva DEM 1,505,682 100.00%

COUNTY	PLURALITY	DEM Mikva
COOK	1,505,682(DEM)	1,505,682

**JUDGE OF THE APPELLATE COURT
FIRST JUDICIAL DISTRICT
(To fill the vacancy of the Hon. Joy V. Cunningham)
PLURALITY 1,479,372(DEM)**

(Won) Cynthia Y. Cobbs DEM 1,479,372 100.00%

COUNTY	PLURALITY	DEM Cobbs
COOK	1,479,372(DEM)	1,479,372

**JUDGE OF THE APPELLATE COURT
FIRST JUDICIAL DISTRICT
(To fill the vacancy of the Hon. Mathias W. Delort)
PLURALITY 1,447,943(DEM)**

(Won) Celia Louise Gamrath DEM 1,447,943 100.00%

COUNTY	PLURALITY	DEM Gamrath
COOK	1,447,943(DEM)	1,447,943

**JUDGE OF THE APPELLATE COURT
FIRST JUDICIAL DISTRICT
(To fill the vacancy of the Hon. Eileen O'Neill Burke)
PLURALITY 1,451,602(DEM)**

(Won) Carl Anthony Walker DEM 1,451,602 100.00%

COUNTY	PLURALITY	DEM Walker
COOK	1,451,602(DEM)	1,451,602

**JUDGE OF THE APPELLATE COURT
THIRD JUDICIAL DISTRICT
(To fill the vacancy of the Hon. Tom M. Lytton)
PLURALITY 22,083(DEM)**

(Won) John Anderson DEM 462,754 51.22%

Kenton Skarin REP 440,671 48.78%

COUNTY	PLURALITY	DEM Anderson	REP Skarin
BUREAU	2,838(REP)	6,059	8,897
DuPAGE	36,842(DEM)	239,374	202,532
GRUNDY	6,060(REP)	9,310	15,370
IROQUOIS	7,050(REP)	2,800	9,850
KANKAKEE	7,534(REP)	18,800	26,334
LaSALLE	7,141(REP)	21,484	28,625
WILL	15,864(DEM)	164,927	149,063

**JUDGE OF THE APPELLATE COURT
THIRD JUDICIAL DISTRICT
(To fill the vacancy of the Hon. Mary K. O'Brien)
PLURALITY 27,365(DEM)**

(Won) Linda Davenport	DEM	465,319	51.51%
<hr style="border-top: 1px dotted black;"/>			
Jason Helland	REP	437,954	48.49%
<hr style="border-top: 1px dotted black;"/>			

COUNTY	PLURALITY	DEM Davenport	REP Helland
BUREAU	3,332(REP)	5,792	9,124
DuPAGE	47,312(DEM)	244,416	197,104
GRUNDY	6,281(REP)	9,452	15,733
IROQUOIS	7,199(REP)	2,711	9,910
KANKAKEE	8,059(REP)	18,539	26,598
LaSALLE	9,096(REP)	20,540	29,636
WILL	14,020(DEM)	163,869	149,849

**JUDGE OF THE APPELLATE COURT
THIRD JUDICIAL DISTRICT
(To fill the vacancy of the Hon. Daniel L. Schmidt)
PLURALITY 212(DEM)**

(Won) Lance Peterson	DEM	450,589	50.01%
<hr style="border-top: 1px dotted black;"/>			
John F. Costello, Jr.	REP	450,377	49.99%
<hr style="border-top: 1px dotted black;"/>			

COUNTY	PLURALITY	DEM Peterson	REP Costello, Jr.
BUREAU	3,587(REP)	5,661	9,248
DuPAGE	25,591(DEM)	232,471	206,880
GRUNDY	883(REP)	12,230	13,113
IROQUOIS	7,441(REP)	2,575	10,016
KANKAKEE	9,453(REP)	17,772	27,225
LaSALLE	8,131(REP)	20,992	29,123
WILL	4,116(DEM)	158,888	154,772

**JUDGE OF THE APPELLATE COURT
 FOURTH JUDICIAL DISTRICT
 (To fill the vacancy of the Hon. John W. Turner)
 PLURALITY 726,943(REP)**

(Won) Amy Lannerd REP 726,943 100.00%

COUNTY	PLURALITY	REP Lannerd
ADAMS	27,911(REP)	27,911
BOONE	18,458(REP)	18,458
BROWN	2,042(REP)	2,042
CALHOUN	2,035(REP)	2,035
CARROLL	6,510(REP)	6,510
CASS	4,167(REP)	4,167
FORD	5,533(REP)	5,533
FULTON	12,331(REP)	12,331
GREENE	4,787(REP)	4,787
HANCOCK	7,611(REP)	7,611
HENDERSON	2,648(REP)	2,648
HENRY	20,018(REP)	20,018
JERSEY	8,989(REP)	8,989
JoDAVIESS	9,597(REP)	9,597
KNOX	16,799(REP)	16,799
LEE	12,799(REP)	12,799
LIVINGSTON	13,879(REP)	13,879
LOGAN	10,337(REP)	10,337
MACOUPIN	18,962(REP)	18,962
MARSHALL	4,854(REP)	4,854
MASON	5,048(REP)	5,048
McDONOUGH	9,060(REP)	9,060
McLEAN	63,897(REP)	63,897
MENARD	5,022(REP)	5,022
MERCER	6,700(REP)	6,700
MORGAN	11,671(REP)	11,671
OGLE	21,178(REP)	21,178
PEORIA	53,726(REP)	53,726
PIKE	6,242(REP)	6,242
PUTNAM	2,546(REP)	2,546

**JUDGE OF THE APPELLATE COURT
FOURTH JUDICIAL DISTRICT
(To fill the vacancy of the Hon. John W. Turner)**

PLURALITY 726,943(REP)

COUNTY	PLURALITY	REP Lannerd
ROCK ISLAND	45,197(REP)	45,197
SANGAMON	77,151(REP)	77,151
SCHUYLER	2,820(REP)	2,820
SCOTT	2,043(REP)	2,043
STARK	2,256(REP)	2,256
STEPHENSON	16,063(REP)	16,063
TAZEWELL	53,531(REP)	53,531
WARREN	5,866(REP)	5,866
WHITESIDE	20,743(REP)	20,743
WINNEBAGO	88,407(REP)	88,407
WOODFORD	17,509(REP)	17,509

**JUDGE OF THE APPELLATE COURT
FOURTH JUDICIAL DISTRICT
(To fill the vacancy of the Hon. Lisa Holder White)**

PLURALITY 723,391(REP)

(Won) Gene Doherty REP 723,391 100.00%

COUNTY	PLURALITY	REP Doherty
ADAMS	27,396(REP)	27,396
BOONE	18,427(REP)	18,427
BROWN	2,028(REP)	2,028
CALHOUN	2,006(REP)	2,006
CARROLL	6,499(REP)	6,499
CASS	4,124(REP)	4,124
FORD	5,526(REP)	5,526
FULTON	12,234(REP)	12,234
GREENE	4,738(REP)	4,738
HANCOCK	7,571(REP)	7,571
HENDERSON	2,626(REP)	2,626
HENRY	19,962(REP)	19,962
JERSEY	8,927(REP)	8,927
JoDAVIESS	9,571(REP)	9,571
KNOX	16,735(REP)	16,735
LEE	12,778(REP)	12,778
LIVINGSTON	13,833(REP)	13,833
LOGAN	10,264(REP)	10,264
MACOUPIN	18,885(REP)	18,885
MARSHALL	4,827(REP)	4,827
MASON	5,002(REP)	5,002
McDONOUGH	8,994(REP)	8,994
McLEAN	63,558(REP)	63,558
MENARD	5,011(REP)	5,011
MERCER	6,685(REP)	6,685
MORGAN	11,613(REP)	11,613
OGLE	21,177(REP)	21,177
PEORIA	53,368(REP)	53,368
PIKE	6,177(REP)	6,177
PUTNAM	2,550(REP)	2,550

**JUDGE OF THE APPELLATE COURT
FOURTH JUDICIAL DISTRICT
(To fill the vacancy of the Hon. Lisa Holder White)**

PLURALITY 723,391(REP)

COUNTY	PLURALITY	REP Doherty
ROCK ISLAND	45,112(REP)	45,112
SANGAMON	76,548(REP)	76,548
SCHUYLER	2,782(REP)	2,782
SCOTT	2,029(REP)	2,029
STARK	2,251(REP)	2,251
STEPHENSON	16,024(REP)	16,024
TAZEWELL	53,306(REP)	53,306
WARREN	5,843(REP)	5,843
WHITESIDE	20,685(REP)	20,685
WINNEBAGO	88,240(REP)	88,240
WOODFORD	17,479(REP)	17,479

**JUDGE OF THE CIRCUIT COURT
COOK COUNTY JUDICIAL CIRCUIT
(To fill the vacancy of the Hon. James P. Flannery, Jr.)**

PLURALITY 793,698(DEM)

(Won) Pablo F. deCastro DEM 1,314,051 71.63%
 Tien H. Glaub REP 520,353 28.37%

COUNTY	PLURALITY	DEM deCastro	REP Glaub
COOK	793,698(DEM)	1,314,051	520,353

**JUDGE OF THE CIRCUIT COURT
COOK COUNTY JUDICIAL CIRCUIT
(To fill the vacancy of the Hon. Vincent M. Gaughan)**

PLURALITY 1,415,199(DEM)

(Won) Corinne C. Heggie DEM 1,415,199 100.00%

COUNTY	PLURALITY	DEM Heggie
COOK	1,415,199(DEM)	1,415,199

**JUDGE OF THE CIRCUIT COURT
COOK COUNTY JUDICIAL CIRCUIT
(To fill the vacancy of the Hon. Catherine M. Haberkorn)**

PLURALITY 1,416,765(DEM)

(Won) Sarah Johnson DEM 1,416,765 100.00%

COUNTY	PLURALITY	DEM Johnson
COOK	1,416,765(DEM)	1,416,765

**JUDGE OF THE CIRCUIT COURT
 COOK COUNTY JUDICIAL CIRCUIT
 (To fill the vacancy of the Hon. Arnette R. Hubbard)**

PLURALITY 1,387,084(DEM)

(Won) Deidre M. Dyer DEM 1,387,084 100.00%

COUNTY	PLURALITY	DEM Dyer
COOK	1,387,084(DEM)	1,387,084

**JUDGE OF THE CIRCUIT COURT
 COOK COUNTY JUDICIAL CIRCUIT
 (To fill the vacancy of the Hon. Marcia Maras)**

PLURALITY 1,349,702(DEM)

(Won) Arlene Y. Coleman-Romeo DEM 1,349,702 100.00%

COUNTY	PLURALITY	DEM Coleman-Romeo
COOK	1,349,702(DEM)	1,349,702

**JUDGE OF THE CIRCUIT COURT
 COOK COUNTY JUDICIAL CIRCUIT
 (To fill the vacancy of the Hon. Raymond W. Mitchell)**

PLURALITY 1,380,381(DEM)

(Won) Neil Cohen DEM 1,380,381 100.00%

COUNTY	PLURALITY	DEM Cohen
COOK	1,380,381(DEM)	1,380,381

**JUDGE OF THE CIRCUIT COURT
 COOK COUNTY JUDICIAL CIRCUIT
 (To fill the vacancy of the Hon. Timothy P. Murphy)**

PLURALITY 1,375,672(DEM)

(Won) Edward Joseph Underhill DEM 1,375,672 100.00%

COUNTY	PLURALITY	DEM Underhill
COOK	1,375,672(DEM)	1,375,672

**JUDGE OF THE CIRCUIT COURT
 COOK COUNTY JUDICIAL CIRCUIT
 (To fill the vacancy of the Hon. Lorna E. Propes)**

PLURALITY 1,367,161(DEM)

(Won) Debjani 'Deb' Desai DEM 1,367,161 100.00%

COUNTY	PLURALITY	DEM Desai
COOK	1,367,161(DEM)	1,367,161

**JUDGE OF THE CIRCUIT COURT
 COOK COUNTY JUDICIAL CIRCUIT
 (To fill the vacancy of the Hon. William B. Raines)**

PLURALITY 1,385,306(DEM)

(Won) Jennifer Patricia Callahan DEM 1,385,306 100.00%

COUNTY	PLURALITY	DEM Callahan
COOK	1,385,306(DEM)	1,385,306

**JUDGE OF THE CIRCUIT COURT
 COOK COUNTY JUDICIAL CIRCUIT
 (To fill the vacancy of the Hon. Laura M. Sullivan)
 PLURALITY 1,369,131(DEM)**

(Won) James S. Murphy-Aguilú DEM 1,369,131 100.00%

COUNTY	PLURALITY	DEM Murphy-Aguilú
COOK	1,369,131(DEM)	1,369,131

**JUDGE OF THE CIRCUIT COURT
 COOK COUNTY JUDICIAL CIRCUIT
 (To fill the vacancy of the Hon. Debra B. Walker)
 PLURALITY 1,373,422(DEM)**

(Won) Chloe Georgianna Pedersen DEM 1,373,422 100.00%

COUNTY	PLURALITY	DEM Pedersen
COOK	1,373,422(DEM)	1,373,422

**JUDGE OF THE CIRCUIT COURT
 COOK COUNTY JUDICIAL CIRCUIT
 THIRD SUBCIRCUIT
 (To fill the vacancy of the Hon. Janet Adams Brosnahan)
 PLURALITY 52,870(DEM)**

(Won) Lucy Vazquez-Gonzalez DEM 52,870 100.00%

COUNTY	PLURALITY	DEM Vazquez-Gonzale
COOK	52,870(DEM)	52,870

**JUDGE OF THE CIRCUIT COURT
 COOK COUNTY JUDICIAL CIRCUIT
 THIRD SUBCIRCUIT
 (To fill the vacancy of the Hon. Edward Harmening)
 PLURALITY 50,560(DEM)**

(Won) Pat Heery DEM 50,560 100.00%

COUNTY	PLURALITY	DEM Heery
COOK	50,560(DEM)	50,560

**JUDGE OF THE CIRCUIT COURT
 COOK COUNTY JUDICIAL CIRCUIT
 FOURTH SUBCIRCUIT
 (To fill the vacancy of the Hon. Peter A. Felice)
 PLURALITY 69,400(DEM)**

(Won) Michael M. Chvatal DEM 69,400 100.00%

COUNTY	PLURALITY	DEM Chvatal
COOK	69,400(DEM)	69,400

**JUDGE OF THE CIRCUIT COURT
 COOK COUNTY JUDICIAL CIRCUIT
 FOURTH SUBCIRCUIT
 (To fill the vacancy of the Hon. Edward J. King)
 PLURALITY 69,322(DEM)**

(Won) Philip Fowler DEM 69,322 100.00%

COUNTY	PLURALITY	DEM Fowler
COOK	69,322(DEM)	69,322

**JUDGE OF THE CIRCUIT COURT
 COOK COUNTY JUDICIAL CIRCUIT
 FOURTH SUBCIRCUIT
 (To fill the vacancy of the Hon. Edward M. Maloney)
 PLURALITY 68,125(DEM)**

(Won) Koula A. Fournier DEM 68,125 100.00%

COUNTY	PLURALITY	DEM Fournier
COOK	68,125(DEM)	68,125

**JUDGE OF THE CIRCUIT COURT
 COOK COUNTY JUDICIAL CIRCUIT
 FIFTH SUBCIRCUIT
 (To fill the vacancy of the Hon. Casandra Lewis)
 PLURALITY 62,770(DEM)**

(Won) Yolanda Harris Sayre DEM 62,770 100.00%

COUNTY	PLURALITY	DEM Sayre
COOK	62,770(DEM)	62,770

**JUDGE OF THE CIRCUIT COURT
 COOK COUNTY JUDICIAL CIRCUIT
 SEVENTH SUBCIRCUIT
 (To fill the vacancy of the Hon. Irwin J. Solganick)
 PLURALITY 57,455(DEM)**

(Won) Owens J. Shelby DEM 57,455 100.00%

COUNTY	PLURALITY	DEM Shelby
COOK	57,455(DEM)	57,455

**JUDGE OF THE CIRCUIT COURT
 COOK COUNTY JUDICIAL CIRCUIT
 EIGHTH SUBCIRCUIT
 (To fill the vacancy of the Hon. Ann Collins-Dole)
 PLURALITY 78,891(DEM)**

(Won) Loveleen Ahuja DEM 78,891 100.00%

COUNTY	PLURALITY	DEM Ahuja
COOK	78,891(DEM)	78,891

**JUDGE OF THE CIRCUIT COURT
 COOK COUNTY JUDICIAL CIRCUIT
 TENTH SUBCIRCUIT
 (To fill the vacancy of the Hon. Clare E. McWilliams)
 PLURALITY 73,742(DEM)**

(Won) Caroline Glennon-Goodman DEM 73,742 100.00%

COUNTY	PLURALITY	DEM Glennon-Goodman
COOK	73,742(DEM)	73,742

**JUDGE OF THE CIRCUIT COURT
 COOK COUNTY JUDICIAL CIRCUIT
 TENTH SUBCIRCUIT
 (To fill the vacancy of the Hon. Gregory J. Wojkowski)
 PLURALITY 74,224(DEM)**

(Won) James V. Murphy DEM 74,224 100.00%

COUNTY	PLURALITY	DEM Murphy
COOK	74,224(DEM)	74,224

**JUDGE OF THE CIRCUIT COURT
 COOK COUNTY JUDICIAL CIRCUIT
 ELEVENTH SUBCIRCUIT
 (To fill the vacancy of the Hon. Ann Finley Collins)
 PLURALITY 74,235(DEM)**

(Won) Dawn Gonzalez DEM 74,235 100.00%

COUNTY	PLURALITY	DEM Gonzalez
COOK	74,235(DEM)	74,235

**JUDGE OF THE CIRCUIT COURT
 COOK COUNTY JUDICIAL CIRCUIT
 ELEVENTH SUBCIRCUIT
 (To fill the vacancy of the Hon. Paula M. Daleo)
 PLURALITY 73,390(DEM)**

(Won) Audrey Victoria Cosgrove DEM 73,390 100.00%

COUNTY	PLURALITY	DEM Cosgrove
COOK	73,390(DEM)	73,390

**JUDGE OF THE CIRCUIT COURT
 COOK COUNTY JUDICIAL CIRCUIT
 TWELFTH SUBCIRCUIT
 (To fill the vacancy of the Hon. Grace G. Dickler)
 PLURALITY 11,314(DEM)**

(Won)	Alon Stein	DEM	62,476	54.98%
<hr style="border-top: 1px dotted black;"/>				
	Maria McCarthy	REP	51,162	45.02%
<hr style="border-top: 1px dotted black;"/>				

COUNTY	PLURALITY	DEM Stein	REP McCarthy
COOK	11,314(DEM)	62,476	51,162

**JUDGE OF THE CIRCUIT COURT
 COOK COUNTY JUDICIAL CIRCUIT
 TWELFTH SUBCIRCUIT
 (To fill the vacancy of the Hon. Marguerite Quinn)
 PLURALITY 13,944(DEM)**

(Won)	Frank J. Andreou	DEM	63,564	56.16%
<hr style="border-top: 1px dotted black;"/>				
	Pamela Curran Smith	REP	49,620	43.84%
<hr style="border-top: 1px dotted black;"/>				

COUNTY	PLURALITY	DEM Andreou	REP Smith
COOK	13,944(DEM)	63,564	49,620

**JUDGE OF THE CIRCUIT COURT
 COOK COUNTY JUDICIAL CIRCUIT
 TWELFTH SUBCIRCUIT
 (To fill the vacancy of the Hon. Andrea M. Schleifer)
 PLURALITY 17,803(DEM)**

(Won) James "Jack" Costello DEM 64,786 57.96%
 Matthew Taylor REP 46,983 42.04%

COUNTY	PLURALITY	DEM Costello	REP Taylor
COOK	17,803(DEM)	64,786	46,983

**JUDGE OF THE CIRCUIT COURT
 COOK COUNTY JUDICIAL CIRCUIT
 THIRTEENTH SUBCIRCUIT
 (To fill the vacancy of the Hon. Samuel J. Betar, III)
 PLURALITY 62,258(DEM)**

(Won) Ralph E. Meczyk DEM 62,258 100.00%

COUNTY	PLURALITY	DEM Meczyk
COOK	62,258(DEM)	62,258

**JUDGE OF THE CIRCUIT COURT
 COOK COUNTY JUDICIAL CIRCUIT
 THIRTEENTH SUBCIRCUIT
 (To fill the vacancy of the Hon. Ketki Shroff Steffen)
 PLURALITY 62,527(DEM)**

(Won) Mary Sevandal Cohen DEM 62,527 100.00%

COUNTY	PLURALITY	DEM Sevandal Cohen
COOK	62,527(DEM)	62,527

**JUDGE OF THE CIRCUIT COURT
 COOK COUNTY JUDICIAL CIRCUIT
 FOURTEENTH SUBCIRCUIT
 (To fill the vacancy of the Hon. James N. O'Hara)
 PLURALITY 56,526(DEM)**

(Won) Griselda Vega Samuel DEM 56,526 100.00%

COUNTY	PLURALITY	DEM Vega Samuel
COOK	56,526(DEM)	56,526

**JUDGE OF THE CIRCUIT COURT
 COOK COUNTY JUDICIAL CIRCUIT
 FOURTEENTH SUBCIRCUIT
 (To fill the vacancy of the Hon. Daniel J. Pierce)
 PLURALITY 55,104(DEM)**

(Won) Stephanie Kathryn Miller DEM 55,104 100.00%

COUNTY	PLURALITY	DEM Miller
COOK	55,104(DEM)	55,104

**JUDGE OF THE CIRCUIT COURT
 COOK COUNTY JUDICIAL CIRCUIT
 FIFTEENTH SUBCIRCUIT
 (To fill the vacancy of the Hon. Anna Helen Demacopoulos)
 PLURALITY 84,583(DEM)**

(Won) Luciano "Lou" Panici, Jr. DEM 84,583 100.00%

COUNTY	PLURALITY	DEM Panici, Jr.
COOK	84,583(DEM)	84,583

**JUDGE OF THE CIRCUIT COURT
 COOK COUNTY JUDICIAL CIRCUIT
 FIFTEENTH SUBCIRCUIT
 (To fill the vacancy of the Hon. Michael P. Toomin)
 PLURALITY 84,802(DEM)**

(Won) John A. Fairman DEM 84,802 100.00%

COUNTY	PLURALITY	DEM Fairman
COOK	84,802(DEM)	84,802

**JUDGE OF THE CIRCUIT COURT
 COOK COUNTY JUDICIAL CIRCUIT
 SIXTEENTH SUBCIRCUIT
 (Converted from Associate Judgeship of Lawrence E. Flood)
 PLURALITY 39,165(DEM)**

(Won) Pedro Fregoso, Jr. DEM 39,165 100.00%

COUNTY	PLURALITY	DEM Fregoso, Jr.
COOK	39,165(DEM)	39,165

**JUDGE OF THE CIRCUIT COURT
 COOK COUNTY JUDICIAL CIRCUIT
 SIXTEENTH SUBCIRCUIT
 (Converted from Associate Judgeship of Maxwell Griffin, Jr.)**

PLURALITY 38,199(DEM)

(Won) Cecilia Abundis DEM 38,199 100.00%

COUNTY	PLURALITY	DEM Abundis
COOK	38,199(DEM)	38,199

**JUDGE OF THE CIRCUIT COURT
 COOK COUNTY JUDICIAL CIRCUIT
 SEVENTEENTH SUBCIRCUIT
 (Converted from Associate Judgeship of Carmen K. Aguilar)**

PLURALITY 73,153(DEM)

(Won) Rivanda Doss Beal DEM 73,153 100.00%

COUNTY	PLURALITY	DEM Doss Beal
COOK	73,153(DEM)	73,153

**JUDGE OF THE CIRCUIT COURT
 COOK COUNTY JUDICIAL CIRCUIT
 SEVENTEENTH SUBCIRCUIT
 (Converted from Associate Judgeship of Brian K. Flaherty)**

PLURALITY 74,299(DEM)

(Won) Lloyd James Brooks DEM 74,299 100.00%

COUNTY	PLURALITY	DEM Brooks
COOK	74,299(DEM)	74,299

**JUDGE OF THE CIRCUIT COURT
 COOK COUNTY JUDICIAL CIRCUIT
 EIGHTEENTH SUBCIRCUIT
 (Converted from Associate Judgeship of Lauren Gottainer Edidin)**

PLURALITY 61,397(DEM)

(Won) Jeffery G. Chrones DEM 61,397 100.00%

COUNTY	PLURALITY	DEM Chrones
COOK	61,397(DEM)	61,397

**JUDGE OF THE CIRCUIT COURT
 COOK COUNTY JUDICIAL CIRCUIT
 EIGHTEENTH SUBCIRCUIT
 (Converted from Associate Judgeship of James B. Linn)**

PLURALITY 7,508(DEM)

(Won) John Hock DEM 50,316 54.03%

Lynn Terese Palac REP 42,808 45.97%

COUNTY	PLURALITY	DEM Hock	REP Palac
COOK	7,508(DEM)	50,316	42,808

**JUDGE OF THE CIRCUIT COURT
 COOK COUNTY JUDICIAL CIRCUIT
 NINETEENTH SUBCIRCUIT
 (Converted from Associate Judgeship of Robert E. Senechalle, Jr.)**

PLURALITY 71,105(DEM)

(Won) Bridget Colleen Duignan DEM 71,105 100.00%

COUNTY	PLURALITY	DEM Duignan
COOK	71,105(DEM)	71,105

**JUDGE OF THE CIRCUIT COURT
 COOK COUNTY JUDICIAL CIRCUIT
 TWENTIETH SUBCIRCUIT
 (Converted from Associate Judgeship of Elizabeth M. Budzinski)**

PLURALITY 98,236(DEM)

(Won) Nadine Jean Wichern DEM 98,236 100.00%

COUNTY	PLURALITY	DEM Wichern
COOK	98,236(DEM)	98,236

**JUDGE OF THE CIRCUIT COURT
 FIRST JUDICIAL CIRCUIT
 POPE COUNTY
 (To fill the vacancy of the Hon. Joseph Leberman)
 PLURALITY 1,774(REP)**

(Won) Melissa Presser REP 1,774 100.00%

COUNTY	PLURALITY	REP Presser
POPE	1,774(REP)	1,774

**JUDGE OF THE CIRCUIT COURT
 SECOND JUDICIAL CIRCUIT
 FRANKLIN COUNTY
 (To fill the vacancy of the Hon. Thomas Joseph Tedeschi)
 PLURALITY 15,315(REP)**

(Won) Jim Giacone REP 15,315 100.00%

COUNTY	PLURALITY	REP Giacone
FRANKLIN	15,315(REP)	15,315

**JUDGE OF THE CIRCUIT COURT
 FOURTH JUDICIAL CIRCUIT
 (To fill the vacancy of the Hon. Michael D. McHaney)
 PLURALITY 98,202(REP)**

(Won) Dennis Roy Atteberry REP 98,202 100.00%

COUNTY	PLURALITY	REP Atteberry
CHRISTIAN	12,679(REP)	12,679
CLAY	5,787(REP)	5,787
CLINTON	16,481(REP)	16,481
EFFINGHAM	16,524(REP)	16,524
FAYETTE	8,070(REP)	8,070
JASPER	4,333(REP)	4,333
MARION	14,114(REP)	14,114
MONTGOMERY	10,665(REP)	10,665
SHELBY	9,549(REP)	9,549

**JUDGE OF THE CIRCUIT COURT
 FOURTH JUDICIAL CIRCUIT
 MONTGOMERY COUNTY
 (To fill the vacancy of the Hon. James L. Roberts)
 PLURALITY 4,273(REP)**

(Won) Christopher B Hantla REP 8,521 66.73%
 Bryant "Butch" Hitchings DEM 4,248 33.27%

COUNTY	PLURALITY	REP Hantla	DEM Hitchings
MONTGOMERY	4,273(REP)	8,521	4,248

**JUDGE OF THE CIRCUIT COURT
FIFTH JUDICIAL CIRCUIT
VERMILION COUNTY
(To fill the vacancy of the Hon. Nancy S. Fahey)
PLURALITY 25,218(REP)**

(Won) Mark S Goodwin REP 25,218 100.00%

COUNTY	PLURALITY	REP Goodwin
VERMILION	25,218(REP)	25,218

**JUDGE OF THE CIRCUIT COURT
SIXTH JUDICIAL CIRCUIT
DOUGLAS COUNTY
(To fill the vacancy of the Hon. Richard L. Broch, Jr.)
PLURALITY 7,274(REP)**

(Won) Kate Watson REP 7,274 100.00%

COUNTY	PLURALITY	REP Watson
DOUGLAS	7,274(REP)	7,274

**JUDGE OF THE CIRCUIT COURT
SEVENTH JUDICIAL CIRCUIT
THIRD SUBCIRCUIT
(To fill the vacancy of the Hon. Kenneth R. Deihl)
PLURALITY 19,599(REP)**

(Won) Thomas D Denby REP 19,599 100.00%

COUNTY	PLURALITY	REP Denby
MACOUPIN	19,599(REP)	19,599

**JUDGE OF THE CIRCUIT COURT
NINTH JUDICIAL CIRCUIT
McDONOUGH COUNTY
(To fill the vacancy of the Hon. William E. Poncin)
PLURALITY 9,252(REP)**

(Won) Nigel D. Graham REP 9,252 100.00%

COUNTY	PLURALITY	REP Graham
McDONOUGH	9,252(REP)	9,252

**JUDGE OF THE CIRCUIT COURT
TENTH JUDICIAL CIRCUIT
STARK COUNTY
(To fill the vacancy of the Hon. Bruce P. Fehrenbacher)
PLURALITY 2,375(REP)**

(Won) Caroline Borden Campion REP 2,375 100.00%

COUNTY	PLURALITY	REP Borden Campion
STARK	2,375(REP)	2,375

**JUDGE OF THE CIRCUIT COURT
TENTH JUDICIAL CIRCUIT
PEORIA COUNTY
(To fill the vacancy of the Hon. Kevin W. Lyons)
PLURALITY 55,714(DEM)**

(Won) Sean W. Donahue DEM 55,714 100.00%

COUNTY	PLURALITY	DEM Donahue
PEORIA	55,714(DEM)	55,714

**JUDGE OF THE CIRCUIT COURT
TENTH JUDICIAL CIRCUIT
PEORIA COUNTY
(To fill the vacancy of the Hon. Michael D. Risinger)
PLURALITY 63(DEM)**

(Won)	John M. Spears	DEM	38,070	50.04%
<hr style="border-top: 1px dotted black;"/>				
	Frank W. Ierulli	REP	38,007	49.96%
<hr style="border-top: 1px dotted black;"/>				

COUNTY	PLURALITY	DEM Spears	REP Ierulli
PEORIA	63(DEM)	38,070	38,007

**JUDGE OF THE CIRCUIT COURT
TWELFTH JUDICIAL CIRCUIT
(To fill the vacancy of the Hon. Susan T. O'Leary)
PLURALITY 3,704(DEM)**

(Won)	Colette Safford	DEM	158,801	50.59%
<hr style="border-top: 1px dotted black;"/>				
	Art Smigielski	REP	155,097	49.41%
<hr style="border-top: 1px dotted black;"/>				

COUNTY	PLURALITY	DEM Safford	REP Smigielski
WILL	3,704(DEM)	158,801	155,097

**JUDGE OF THE CIRCUIT COURT
 TWELFTH JUDICIAL CIRCUIT
 SECOND SUBCIRCUIT
 (To fill the vacancy of the Hon. James Jeffrey Allen)**

PLURALITY 5,262(DEM)

(Won)	Jennifer M. Lynch	DEM	32,789	54.36%
	Katie Rabenda	REP	27,527	45.64%

COUNTY	PLURALITY	DEM Lynch	REP Rabenda
WILL	5,262(DEM)	32,789	27,527

**JUDGE OF THE CIRCUIT COURT
 TWELFTH JUDICIAL CIRCUIT
 FOURTH SUBCIRCUIT
 (To fill the vacancy of the Hon. Paula A. Gomora)**

PLURALITY 40,378(DEM)

(Won)	Victoria Rose Breslan	DEM	40,378	100.00%
-------	-----------------------	-----	--------	---------

COUNTY	PLURALITY	DEM Breslan
WILL	40,378(DEM)	40,378

**JUDGE OF THE CIRCUIT COURT
THIRTEENTH JUDICIAL CIRCUIT
BUREAU COUNTY**
(To fill the vacancy of the Hon. Marc Bernabei)
PLURALITY 11,442(DEM)

(Won) Geno J. Caffarini DEM 11,442 100.00%

COUNTY	PLURALITY	DEM Caffarini
BUREAU	11,442(DEM)	11,442

**JUDGE OF THE CIRCUIT COURT
THIRTEENTH JUDICIAL CIRCUIT
GRUNDY COUNTY**
(To fill the vacancy of the Hon. Lance R. Peterson)
PLURALITY 2,132(IND)

(Won) Scott M. Belt IND 13,267 54.37%

John D. Peacock REP 11,135 45.63%

COUNTY	PLURALITY	IND Belt	REP Peacock
GRUNDY	2,132(IND)	13,267	11,135

**JUDGE OF THE CIRCUIT COURT
THIRTEENTH JUDICIAL CIRCUIT
LaSALLE COUNTY
(To fill the vacancy of the Hon. Joseph P. Hettel)
PLURALITY 39,747(DEM)**

(Won) Todd L. Martin DEM 39,747 100.00%

COUNTY	PLURALITY	DEM Martin
LaSALLE	39,747(DEM)	39,747

**JUDGE OF THE CIRCUIT COURT
FOURTEENTH JUDICIAL CIRCUIT
MERCER COUNTY
(To fill the vacancy of the Hon. James G. Conway, Jr.)
PLURALITY 883(REP)**

(Won) Jeffrey S. McKinley REP 4,458 55.50%

Daniel P. Dalton DEM 3,575 44.50%

COUNTY	PLURALITY	REP McKinley	DEM Dalton
MERCER	883(REP)	4,458	3,575

**JUDGE OF THE CIRCUIT COURT
FOURTEENTH JUDICIAL CIRCUIT
WHITESIDE COUNTY
(To fill the vacancy of the Hon. Patricia A. Senneff)
PLURALITY 19,462(DEM)**

(Won) Jennifer M. Rangel-Kelly DEM 19,462 100.00%

COUNTY	PLURALITY	DEM Rangel-Kelly
WHITESIDE	19,462(DEM)	19,462

**JUDGE OF THE CIRCUIT COURT
FOURTEENTH JUDICIAL CIRCUIT
WHITESIDE COUNTY
(To fill the vacancy of the Hon. Stanley B. Steines)
PLURALITY 19,367(DEM)**

(Won) James F. Heuerman DEM 19,367 100.00%

COUNTY	PLURALITY	DEM Heuerman
WHITESIDE	19,367(DEM)	19,367

**JUDGE OF THE CIRCUIT COURT
SIXTEENTH JUDICIAL CIRCUIT
(To fill the vacancy of the Hon. Donald C. Hudson)
PLURALITY 156,333(DEM)**

(Won) Kimberly DiGiovanni DEM 156,333 100.00%

COUNTY	PLURALITY	DEM DiGiovanni
KANE	156,333(DEM)	156,333

**JUDGE OF THE CIRCUIT COURT
SIXTEENTH JUDICIAL CIRCUIT
SECOND SUBCIRCUIT
(To fill the vacancy of the Hon. John A. Noverini)
PLURALITY 30,893(DEM)**

(Won) Julio César Valdez DEM 30,893 100.00%

COUNTY	PLURALITY	DEM Valdez
KANE	30,893(DEM)	30,893

**JUDGE OF THE CIRCUIT COURT
SIXTEENTH JUDICIAL CIRCUIT
FOURTH SUBCIRCUIT
(To fill the vacancy of the Hon. Thomas Clinton Hull, III)
PLURALITY 3,258(DEM)**

(Won) Sandra Parga DEM 33,621 52.55%

David Kliment REP 30,363 47.45%

COUNTY	PLURALITY	DEM Parga	REP Kliment
KANE	3,258(DEM)	33,621	30,363

**JUDGE OF THE CIRCUIT COURT
SEVENTEENTH JUDICIAL CIRCUIT
FIRST SUBCIRCUIT
(To fill the vacancy of the Hon. Joseph G. McGraw)**

PLURALITY 7,742(DEM)

(Won)	Nicholas O. Meyer	DEM	36,551	55.92%
<hr style="border-top: 1px dotted black;"/>				
	Erik Karl Jacobs	REP	28,809	44.08%
<hr style="border-top: 1px dotted black;"/>				

COUNTY	PLURALITY	DEM Meyer	REP Jacobs
BOONE	187(REP)	388	575
WINNEBAGO	7,929(DEM)	36,163	28,234

**JUDGE OF THE CIRCUIT COURT
EIGHTEENTH JUDICIAL CIRCUIT
FIRST SUBCIRCUIT
(To fill the vacancy of the Hon. Liam C. Brennan)**

PLURALITY 5,426(DEM)

(Won)	Chantelle Porter	DEM	25,392	55.98%
<hr style="border-top: 1px dotted black;"/>				
	Marshall J. Subach	IND	19,966	44.02%
<hr style="border-top: 1px dotted black;"/>				

COUNTY	PLURALITY	DEM Porter	IND Subach
DuPAGE	5,426(DEM)	25,392	19,966

**JUDGE OF THE CIRCUIT COURT
EIGHTEENTH JUDICIAL CIRCUIT
SECOND SUBCIRCUIT
(To fill the vacancy of the Hon. Linda E. Davenport)**

PLURALITY 14,327(DEM)

(Won)	Jennifer Barron	DEM	34,774	62.97%
<hr style="border-top: 1px dotted black;"/>				
	Jae Kwon	REP	20,447	37.03%
<hr style="border-top: 1px dotted black;"/>				

COUNTY	PLURALITY	DEM Barron	REP Kwon
DuPAGE	14,327(DEM)	34,774	20,447

**JUDGE OF THE CIRCUIT COURT
EIGHTEENTH JUDICIAL CIRCUIT
THIRD SUBCIRCUIT
(To fill the vacancy of the Hon. John J. Kinsella)**

PLURALITY 8,216(DEM)

(Won)	Leah Danielle Setzen	DEM	37,866	56.08%
<hr style="border-top: 1px dotted black;"/>				
	Hope F. Mercado	REP	29,650	43.92%
<hr style="border-top: 1px dotted black;"/>				

COUNTY	PLURALITY	DEM Setzen	REP Mercado
DuPAGE	8,216(DEM)	37,866	29,650

**JUDGE OF THE CIRCUIT COURT
 TWENTY-FIRST JUDICIAL CIRCUIT
 KANKAKEE COUNTY
 (To fill the vacancy of the Hon. Adrienne W. Albrecht)
 PLURALITY 34,697(DEM)**

(Won) Marlow A. Jones DEM 34,697 100.00%

COUNTY	PLURALITY	DEM Jones
KANKAKEE	34,697(DEM)	34,697

**JUDGE OF THE CIRCUIT COURT
 TWENTY-SECOND JUDICIAL CIRCUIT
 (To fill the vacancy of the Hon. Robert A. Wilbrandt, Jr.)
 PLURALITY 126,512(REP)**

(Won) Suzanne C. Mangiamele REP 126,512 100.00%

COUNTY	PLURALITY	REP Mangiamele
McHENRY	126,512(REP)	126,512

**JUDGE OF THE CIRCUIT COURT
 TWENTY-SECOND JUDICIAL CIRCUIT
 MCHENRY COUNTY
 (To fill the vacancy of the Hon. James S. Cowlin)
 PLURALITY 126,134(REP)**

(Won) Jennifer L. Johnson REP 126,134 100.00%

COUNTY	PLURALITY	REP Johnson
McHENRY	126,134(REP)	126,134

JUDGE OF THE CIRCUIT COURT
TWENTY-THIRD JUDICIAL CIRCUIT
KENDALL COUNTY
 (To fill the vacancy of the Hon. Melissa S. Barnhart)
 PLURALITY 52,709(REP)

(Won) John McAdams REP 52,709 100.00%

COUNTY	PLURALITY	REP McAdams
KENDALL	52,709(REP)	52,709

**JUDGE OF THE APPELLATE COURT
FIRST JUDICIAL DISTRICT
RETAIN Thomas E. Hoffman**

(RTN)	YES	1,200,800	76.36%
	NO	371,702	23.64%

COUNTY	YES	NO
COOK	1,200,800	371,702

**JUDGE OF THE APPELLATE COURT
FIRST JUDICIAL DISTRICT
RETAIN David W. Ellis**

(RTN)	YES	1,145,159	75.13%
	NO	379,095	24.87%

COUNTY	YES	NO
COOK	1,145,159	379,095

**JUDGE OF THE APPELLATE COURT
SECOND JUDICIAL DISTRICT
RETAIN Susan Fayette Hutchinson**

(RTN)	YES	537,753	77.97%
	NO	151,967	22.03%

COUNTY	YES	NO
DeKALB	32,494	9,010
KANE	143,588	44,609
KENDALL	45,286	12,127
LAKE	202,516	53,264
McHENRY	113,869	32,957

**JUDGE OF THE APPELLATE COURT
THIRD JUDICIAL DISTRICT
RETAIN William E. Holdridge**

(RTN)	YES		548,099	76.87%
	NO		164,877	23.13%

COUNTY	YES	NO
BUREAU	11,157	2,417
FULTON	10,968	2,785
GRUNDY	16,880	4,890
HANCOCK	6,479	1,292
HENDERSON	2,300	483
HENRY	18,576	3,532
IROQUOIS	8,990	1,963
KANKAKEE	32,124	8,215
KNOX	14,804	3,679
LaSALLE	37,057	8,990
MARSHALL	4,113	874
McDONOUGH	7,980	1,692
MERCER	5,500	1,609
PEORIA	49,971	12,546
PUTNAM	2,228	496
ROCK ISLAND	42,618	12,377
STARK	1,872	452
TAZEWELL	48,683	9,369
WARREN	5,348	943
WHITESIDE	17,471	4,929
WILL	202,980	81,344

**JUDGE OF THE APPELLATE COURT
FOURTH JUDICIAL DISTRICT
RETAIN Robert J. Steigmann**

(RTN)	YES		420,984	80.84%
	NO		99,766	19.16%

COUNTY	YES	NO
ADAMS	23,407	4,415
BROWN	1,765	380
CALHOUN	1,452	481
CASS	3,670	633
CHAMPAIGN	59,275	16,652
CLARK	5,462	1,553
COLES	14,910	3,213
CUMBERLAND	3,903	1,184
DeWITT	5,429	1,021
DOUGLAS	6,339	1,069
EDGAR	5,386	1,208
FORD	4,814	836
GREENE	3,759	1,050
JERSEY	7,137	1,998
LIVINGSTON	12,110	1,997
LOGAN	8,974	1,665
MACON	30,878	7,193
MACOUPIN	15,294	4,323
MASON	4,100	891
McLEAN	61,660	14,920
MENARD	4,145	889
MORGAN	10,595	2,049
MOULTRIE	4,769	1,015
PIATT	7,314	1,183
PIKE	5,266	1,172
SANGAMON	68,477	18,529
SCHUYLER	2,212	629
SCOTT	1,824	286
VERMILION	21,805	4,532
WOODFORD	14,853	2,800

**JUDGE OF THE CIRCUIT COURT
FIRST JUDICIAL CIRCUIT
RETAIN John W. Sanders**

(RTN)	YES	59,694	76.79%
	NO	18,040	23.21%

COUNTY	YES	NO
ALEXANDER	1,419	463
JACKSON	12,939	4,970
JOHNSON	4,021	1,034
MASSAC	4,144	967
POPE	1,283	441
PULASKI	1,503	415
SALINE	6,468	1,910
UNION	5,710	1,445
WILLIAMSON	22,207	6,395

**JUDGE OF THE CIRCUIT COURT
FIRST JUDICIAL CIRCUIT
RETAIN Carey C. Gill**

(RTN)	YES	58,818	76.46%
	NO	18,111	23.54%

COUNTY	YES	NO
ALEXANDER	1,396	463
JACKSON	13,360	4,520
JOHNSON	3,865	1,119
MASSAC	4,022	1,027
POPE	1,258	459
PULASKI	1,450	455
SALINE	6,335	1,964
UNION	5,725	1,438
WILLIAMSON	21,407	6,666

**JUDGE OF THE CIRCUIT COURT
FIRST JUDICIAL CIRCUIT
RETAIN Amanda Byassee Gott**

(RTN)	YES	61,482	78.27%
	NO	17,070	21.73%

COUNTY	YES	NO
ALEXANDER	1,390	464
JACKSON	13,662	4,286
JOHNSON	3,985	1,083
MASSAC	4,108	1,066
POPE	1,286	439
PULASKI	1,544	395
SALINE	6,802	1,807
UNION	5,729	1,467
WILLIAMSON	22,976	6,063

**JUDGE OF THE CIRCUIT COURT
FIRST JUDICIAL CIRCUIT
RETAIN Stephen R. Green**

(RTN)	YES	59,451	77.43%
	NO	17,334	22.57%

COUNTY	YES	NO
ALEXANDER	1,374	466
JACKSON	13,300	4,358
JOHNSON	3,858	1,099
MASSAC	4,002	1,005
POPE	1,265	439
PULASKI	1,457	433
SALINE	6,368	1,931
UNION	5,641	1,455
WILLIAMSON	22,186	6,148

**JUDGE OF THE CIRCUIT COURT
FIRST JUDICIAL CIRCUIT
RETAIN Christy W. Solverson**

(RTN)	YES	60,595	78.49%
	NO	16,610	21.51%

COUNTY	YES	NO
ALEXANDER	1,368	475
JACKSON	14,772	3,696
JOHNSON	3,811	1,126
MASSAC	3,983	1,024
POPE	1,255	460
PULASKI	1,461	440
SALINE	6,311	1,970
UNION	5,671	1,478
WILLIAMSON	21,963	5,941

**JUDGE OF THE CIRCUIT COURT
FIRST JUDICIAL CIRCUIT
RETAIN Cord Zachary Wittig**

(RTN)	YES	59,240	77.24%
	NO	17,452	22.76%

COUNTY	YES	NO
ALEXANDER	1,395	453
JACKSON	13,077	4,513
JOHNSON	3,844	1,115
MASSAC	4,938	731
POPE	1,296	432
PULASKI	1,453	455
SALINE	6,244	2,020
UNION	5,576	1,501
WILLIAMSON	21,417	6,232

**JUDGE OF THE CIRCUIT COURT
SECOND JUDICIAL CIRCUIT
RETAIN Melissa Morgan**

(RTN)	YES		59,778	78.58%
	NO		16,294	21.42%

COUNTY	YES	NO
CRAWFORD	6,493	1,422
EDWARDS	2,074	666
FRANKLIN	12,393	3,316
GALLATIN	1,422	502
HAMILTON	2,289	1,016
HARDIN	1,201	304
JEFFERSON	11,200	2,845
LAWRENCE	4,071	1,045
RICHLAND	4,776	1,353
WABASH	3,577	997
WAYNE	5,763	1,447
WHITE	4,519	1,381

**JUDGE OF THE CIRCUIT COURT
SECOND JUDICIAL CIRCUIT
RETAIN Christopher L. Weber**

(RTN)	YES		60,302	79.45%
	NO		15,601	20.55%

COUNTY	YES	NO
CRAWFORD	7,259	1,097
EDWARDS	2,060	667
FRANKLIN	12,353	3,081
GALLATIN	1,351	532
HAMILTON	2,217	1,034
HARDIN	1,155	321
JEFFERSON	11,167	2,770
LAWRENCE	4,029	1,074
RICHLAND	4,803	1,325
WABASH	3,527	1,026
WAYNE	5,746	1,415
WHITE	4,635	1,259

**JUDGE OF THE CIRCUIT COURT
SECOND JUDICIAL CIRCUIT
RETAIN T. Scott Webb**

(RTN)	YES		60,793	80.10%
	NO		15,103	19.90%

COUNTY	YES	NO
CRAWFORD	6,493	1,363
EDWARDS	2,133	628
FRANKLIN	12,401	2,953
GALLATIN	1,463	478
HAMILTON	2,491	887
HARDIN	1,159	316
JEFFERSON	11,166	2,737
LAWRENCE	3,961	1,070
RICHLAND	4,636	1,387
WABASH	3,511	1,022
WAYNE	5,858	1,336
WHITE	5,521	926

**JUDGE OF THE CIRCUIT COURT
SECOND JUDICIAL CIRCUIT
RETAIN Jo Beth Weber**

(RTN)	YES		60,495	79.14%
	NO		15,950	20.86%

COUNTY	YES	NO
CRAWFORD	6,498	1,417
EDWARDS	2,027	696
FRANKLIN	12,365	3,098
GALLATIN	1,359	512
HAMILTON	2,297	1,011
HARDIN	1,146	333
JEFFERSON	12,476	2,444
LAWRENCE	3,945	1,114
RICHLAND	4,719	1,371
WABASH	3,449	1,091
WAYNE	5,790	1,402
WHITE	4,424	1,461

**JUDGE OF THE CIRCUIT COURT
SECOND JUDICIAL CIRCUIT
RETAIN Eric J. Dirnbeck**

(RTN)	YES	58,772	78.04%
	NO	16,542	21.96%

COUNTY	YES	NO
CRAWFORD	6,362	1,468
EDWARDS	2,037	675
FRANKLIN	12,775	2,926
GALLATIN	1,330	525
HAMILTON	2,184	1,059
HARDIN	1,156	324
JEFFERSON	11,077	2,859
LAWRENCE	3,900	1,142
RICHLAND	4,608	1,425
WABASH	3,448	1,078
WAYNE	5,647	1,478
WHITE	4,248	1,583

**JUDGE OF THE CIRCUIT COURT
THIRD JUDICIAL CIRCUIT
RETAIN Kyle Anne Napp**

(RTN)	YES	97,209	79.14%
	NO	25,627	20.86%

COUNTY	YES	NO
BOND	5,456	1,303
MADISON	91,753	24,324

**JUDGE OF THE CIRCUIT COURT
THIRD JUDICIAL CIRCUIT
RETAIN Chris Bauer**

(RTN)	YES	95,233	78.41%
	NO	26,229	21.59%

COUNTY	YES	NO
BOND	6,353	1,035
MADISON	88,880	25,194

**JUDGE OF THE CIRCUIT COURT
THIRD JUDICIAL CIRCUIT
RETAIN Sarah Smith**

(RTN)	YES	97,116	79.62%
	NO	24,853	20.38%

COUNTY	YES	NO
BOND	5,554	1,242
MADISON	91,562	23,611

**JUDGE OF THE CIRCUIT COURT
FOURTH JUDICIAL CIRCUIT
RETAIN Amanda S. Ade-Harlow**

(RTN)	YES	82,083	78.71%
	NO	22,201	21.29%

COUNTY	YES	NO
CHRISTIAN	11,600	2,157
CLAY	4,552	1,269
CLINTON	13,643	3,662
EFFINGHAM	12,752	4,009
FAYETTE	7,038	1,807
JASPER	3,120	1,210
MARION	11,789	3,809
MONTGOMERY	9,099	2,338
SHELBY	8,490	1,940

**JUDGE OF THE CIRCUIT COURT
FIFTH JUDICIAL CIRCUIT
RETAIN Craig DeArmond**

(RTN)	YES	52,350	82.05%
	NO	11,452	17.95%

COUNTY	YES	NO
CLARK	5,394	1,577
COLES	14,781	3,186
CUMBERLAND	3,838	1,216
EDGAR	5,369	1,225
VERMILION	22,968	4,248

**JUDGE OF THE CIRCUIT COURT
FIFTH JUDICIAL CIRCUIT
RETAIN Brien J. O'Brien**

(RTN)	YES	52,264	82.46%
	NO	11,114	17.54%

COUNTY	YES	NO
CLARK	5,446	1,532
COLES	15,618	2,957
CUMBERLAND	3,966	1,118
EDGAR	5,318	1,232
VERMILION	21,916	4,275

**JUDGE OF THE CIRCUIT COURT
FIFTH JUDICIAL CIRCUIT
RETAIN Charles "Charlie" Hall**

(RTN)	YES	51,794	82.17%
	NO	11,235	17.83%

COUNTY	YES	NO
CLARK	5,400	1,541
COLES	14,802	3,138
CUMBERLAND	3,883	1,171
EDGAR	5,316	1,211
VERMILION	22,393	4,174

**JUDGE OF THE CIRCUIT COURT
FIFTH JUDICIAL CIRCUIT
RETAIN Mark E. Bovard**

(RTN)	YES	51,376	81.86%
	NO	11,384	18.14%

COUNTY	YES	NO
CLARK	5,381	1,564
COLES	15,279	3,005
CUMBERLAND	3,942	1,133
EDGAR	5,298	1,239
VERMILION	21,476	4,443

**JUDGE OF THE CIRCUIT COURT
SIXTH JUDICIAL CIRCUIT
RETAIN Thomas E. Griffith**

(RTN)	YES	115,534	82.22%
	NO	24,984	17.78%

COUNTY	YES	NO
CHAMPAIGN	59,977	14,016
DeWITT	5,414	998
DOUGLAS	6,279	1,011
MACON	31,880	6,830
MOULTRIE	4,753	986
PIATT	7,231	1,143

**JUDGE OF THE CIRCUIT COURT
SIXTH JUDICIAL CIRCUIT
RETAIN Roger B. Webber**

(RTN)	YES	116,694	82.85%
	NO	24,164	17.15%

COUNTY	YES	NO
CHAMPAIGN	61,614	13,214
DeWITT	5,404	1,014
DOUGLAS	6,377	1,020
MACON	31,253	6,757
MOULTRIE	4,741	1,007
PIATT	7,305	1,152

**JUDGE OF THE CIRCUIT COURT
SIXTH JUDICIAL CIRCUIT
RETAIN Randy Rosenbaum**

(RTN)	YES	115,729	82.26%
	NO	24,958	17.74%

COUNTY	YES	NO
CHAMPAIGN	61,519	13,646
DeWITT	5,374	1,026
DOUGLAS	6,275	1,037
MACON	30,654	7,042
MOULTRIE	4,701	1,012
PIATT	7,206	1,195

**JUDGE OF THE CIRCUIT COURT
SIXTH JUDICIAL CIRCUIT
RETAIN Jeremy Richey**

(RTN)	YES	113,855	81.88%
	NO	25,204	18.12%

COUNTY	YES	NO
CHAMPAIGN	59,436	14,062
DeWITT	5,361	1,003
DOUGLAS	6,221	1,023
MACON	30,747	6,929
MOULTRIE	4,925	1,007
PIATT	7,165	1,180

**JUDGE OF THE CIRCUIT COURT
SEVENTH JUDICIAL CIRCUIT
RETAIN David R. Cherry**

(RTN)	YES	109,447	80.67%
	NO	26,222	19.33%

COUNTY	YES	NO
GREENE	4,056	929
JERSEY	7,157	1,986
MACOUPIN	15,421	4,126
MORGAN	10,933	1,899
SANGAMON	69,752	16,975
SCOTT	2,128	307

**JUDGE OF THE CIRCUIT COURT
EIGHTH JUDICIAL CIRCUIT
RETAIN J. Frank McCartney**

(RTN)	YES		47,249	84.19%
	NO		8,872	15.81%

COUNTY	YES	NO
ADAMS	23,714	4,151
BROWN	1,808	348
CALHOUN	1,562	440
CASS	3,688	606
MASON	4,109	854
MENARD	4,168	852
PIKE	5,973	1,028
SCHUYLER	2,227	593

**JUDGE OF THE CIRCUIT COURT
EIGHTH JUDICIAL CIRCUIT
RETAIN Jerry J. Hooker**

(RTN)	YES		46,446	83.73%
	NO		9,025	16.27%

COUNTY	YES	NO
ADAMS	23,276	4,348
BROWN	2,111	233
CALHOUN	1,446	484
CASS	3,700	625
MASON	4,103	841
MENARD	4,135	843
PIKE	5,338	1,077
SCHUYLER	2,337	574

**JUDGE OF THE CIRCUIT COURT
EIGHTH JUDICIAL CIRCUIT
RETAIN Timothy "T.J." Wessel**

(RTN)	YES	46,916	83.87%
	NO	9,020	16.13%

COUNTY	YES	NO
ADAMS	23,272	4,319
BROWN	1,801	340
CALHOUN	1,446	480
CASS	4,216	609
MASON	4,251	826
MENARD	4,231	815
PIKE	5,345	1,066
SCHUYLER	2,354	565

**JUDGE OF THE CIRCUIT COURT
NINTH JUDICIAL CIRCUIT
RETAIN Rodney G. Clark**

(RTN)	YES	48,109	81.79%
	NO	10,708	18.21%

COUNTY	YES	NO
FULTON	10,727	2,821
HANCOCK	6,965	1,217
HENDERSON	2,318	460
KNOX	14,666	3,684
McDONOUGH	8,042	1,648
WARREN	5,391	878

**JUDGE OF THE CIRCUIT COURT
NINTH JUDICIAL CIRCUIT
RETAIN James Standard**

(RTN)	YES	46,664	79.05%
	NO	12,369	20.95%

COUNTY	YES	NO
FULTON	10,906	2,734
HANCOCK	6,376	1,349
HENDERSON	2,286	587
KNOX	14,345	4,236
McDONOUGH	7,782	1,840
WARREN	4,969	1,623

**JUDGE OF THE CIRCUIT COURT
NINTH JUDICIAL CIRCUIT
RETAIN Bruce C. Beal**

(RTN)	YES	47,380	80.60%
	NO	11,406	19.40%

COUNTY	YES	NO
FULTON	10,716	3,317
HANCOCK	6,492	1,247
HENDERSON	2,324	454
KNOX	14,589	3,751
McDONOUGH	7,929	1,710
WARREN	5,330	927

**JUDGE OF THE CIRCUIT COURT
TENTH JUDICIAL CIRCUIT
RETAIN Kate Gorman**

(RTN)	YES	112,011	84.35%
	NO	20,778	15.65%

COUNTY	YES	NO
MARSHALL	4,206	805
PEORIA	52,837	10,938
PUTNAM	2,274	459
STARK	1,927	425
TAZEWELL	50,767	8,151

**JUDGE OF THE CIRCUIT COURT
ELEVENTH JUDICIAL CIRCUIT
RETAIN Rebecca Simmons Foley**

(RTN)	YES	104,866	84.16%
	NO	19,731	15.84%

COUNTY	YES	NO
FORD	4,794	802
LIVINGSTON	12,256	1,846
LOGAN	9,090	1,543
McLEAN	63,847	12,762
WOODFORD	14,879	2,778

**JUDGE OF THE CIRCUIT COURT
ELEVENTH JUDICIAL CIRCUIT
RETAIN William A. Yoder**

(RTN)	YES	106,561	84.83%
	NO	19,055	15.17%

COUNTY	YES	NO
FORD	4,867	748
LIVINGSTON	12,495	1,696
LOGAN	9,197	1,520
McLEAN	64,554	12,753
WOODFORD	15,448	2,338

**JUDGE OF THE CIRCUIT COURT
TWELFTH JUDICIAL CIRCUIT
RETAIN Vincent F. Cornelius**

(RTN)	YES	203,160	71.39%
	NO	81,424	28.61%

COUNTY	YES	NO
WILL	203,160	81,424

**JUDGE OF THE CIRCUIT COURT
TWELFTH JUDICIAL CIRCUIT
RETAIN David Garcia**

(RTN)	YES	200,587	70.40%
	NO	84,349	29.60%

COUNTY	YES	NO
WILL	200,587	84,349

**JUDGE OF THE CIRCUIT COURT
THIRTEENTH JUDICIAL CIRCUIT
RETAIN Cynthia M. Raccuglia**

(RTN)	YES	61,100	73.35%
	NO	22,201	26.65%

COUNTY	YES	NO
BUREAU	10,584	3,339
GRUNDY	16,607	5,197
LaSALLE	33,909	13,665

**JUDGE OF THE CIRCUIT COURT
THIRTEENTH JUDICIAL CIRCUIT
RETAIN Troy Holland**

(RTN)	YES	66,418	81.12%
	NO	15,454	18.88%

COUNTY	YES	NO
BUREAU	11,278	2,319
GRUNDY	17,003	4,706
LaSALLE	38,137	8,429

**JUDGE OF THE CIRCUIT COURT
FIFTEENTH JUDICIAL CIRCUIT
RETAIN Jacquelyn D. Ackert**

(RTN)	YES	62,554	86.38%
	NO	9,866	13.62%

COUNTY	YES	NO
CARROLL	5,938	820
JoDAVIESS	8,939	1,709
LEE	12,735	1,923
OGLE	19,949	2,825
STEPHENSON	14,993	2,589

**JUDGE OF THE CIRCUIT COURT
SIXTEENTH JUDICIAL CIRCUIT
RETAIN John A. Barsanti**

(RTN)	YES	143,379	76.48%
	NO	44,095	23.52%

COUNTY	YES	NO
KANE	143,379	44,095

**JUDGE OF THE CIRCUIT COURT
SIXTEENTH JUDICIAL CIRCUIT
RETAIN John G. Dalton**

(RTN)	YES	128,847	69.83%
	NO	55,680	30.17%

COUNTY	YES	NO
KANE	128,847	55,680

**JUDGE OF THE CIRCUIT COURT
SIXTEENTH JUDICIAL CIRCUIT
RETAIN Rene Cruz**

(RTN)	YES	140,267	75.94%
	NO	44,451	24.06%

COUNTY	YES	NO
KANE	140,267	44,451

**JUDGE OF THE CIRCUIT COURT
SIXTEENTH JUDICIAL CIRCUIT
RETAIN Michael J. Noland**

(RTN)	YES	129,300	70.13%
	NO	55,059	29.87%

COUNTY	YES	NO
KANE	129,300	55,059

**JUDGE OF THE CIRCUIT COURT
SEVENTEENTH JUDICIAL CIRCUIT
RETAIN Brendan Maher**

(RTN)	YES	96,410	80.80%
	NO	22,907	19.20%

COUNTY	YES	NO
BOONE	16,181	3,486
WINNEBAGO	80,229	19,421

**JUDGE OF THE CIRCUIT COURT
SEVENTEENTH JUDICIAL CIRCUIT
RETAIN Joseph P. Bruscato**

(RTN)	YES	98,301	80.90%
	NO	23,203	19.10%

COUNTY	YES	NO
BOONE	16,093	3,745
WINNEBAGO	82,208	19,458

**JUDGE OF THE CIRCUIT COURT
SEVENTEENTH JUDICIAL CIRCUIT
RETAIN John Lowry**

(RTN)	YES	97,620	81.75%
	NO	21,787	18.25%

COUNTY	YES	NO
BOONE	16,199	3,442
WINNEBAGO	81,421	18,345

**JUDGE OF THE CIRCUIT COURT
NINETEENTH JUDICIAL CIRCUIT
RETAIN Daniel B. Shanes**

(RTN)	YES	195,067	78.11%
	NO	54,669	21.89%

COUNTY	YES	NO
LAKE	195,067	54,669

**JUDGE OF THE CIRCUIT COURT
NINETEENTH JUDICIAL CIRCUIT
RETAIN Patricia Sowinski Fix**

(RTN)	YES	175,192	70.70%
	NO	72,616	29.30%

COUNTY	YES	NO
LAKE	175,192	72,616

**JUDGE OF THE CIRCUIT COURT
NINETEENTH JUDICIAL CIRCUIT
RETAIN Christopher R. Stride**

(RTN)	YES	193,249	78.14%
	NO	54,072	21.86%

COUNTY	YES	NO
LAKE	193,249	54,072

**JUDGE OF THE CIRCUIT COURT
NINETEENTH JUDICIAL CIRCUIT
RETAIN Christen L. Bishop**

(RTN)	YES	194,617	78.86%
	NO	52,172	21.14%

COUNTY	YES	NO
LAKE	194,617	52,172

**JUDGE OF THE CIRCUIT COURT
NINETEENTH JUDICIAL CIRCUIT
RETAIN Charles "Chuck" Smith**

(RTN)	YES	191,305	77.42%
	NO	55,801	22.58%

COUNTY	YES	NO
LAKE	191,305	55,801

**JUDGE OF THE CIRCUIT COURT
NINETEENTH JUDICIAL CIRCUIT
RETAIN Joseph V. Salvi**

(RTN)	YES	191,293	76.74%
	NO	57,996	23.26%

COUNTY	YES	NO
LAKE	191,293	57,996

**JUDGE OF THE CIRCUIT COURT
TWENTIETH JUDICIAL CIRCUIT
RETAIN Zina R. Cruse**

(RTN)	YES	83,509	75.53%
	NO	27,048	24.47%

COUNTY	YES	NO
ST. CLAIR	83,509	27,048

**JUDGE OF THE CIRCUIT COURT
TWENTIETH JUDICIAL CIRCUIT
RETAIN Andrew J. Gleeson**

(RTN)	YES	85,197	77.40%
	NO	24,872	22.60%

COUNTY	YES	NO
ST. CLAIR	85,197	24,872

**JUDGE OF THE CIRCUIT COURT
TWENTIETH JUDICIAL CIRCUIT
RETAIN Chris Kolker**

(RTN)	YES	83,971	76.85%
	NO	25,299	23.15%

COUNTY	YES	NO
ST. CLAIR	83,971	25,299

**JUDGE OF THE CIRCUIT COURT
TWENTIETH JUDICIAL CIRCUIT
RETAIN John J. O'Gara**

(RTN)	YES	84,714	77.27%
	NO	24,922	22.73%

COUNTY	YES	NO
ST. CLAIR	84,714	24,922

**JUDGE OF THE CIRCUIT COURT
TWENTIETH JUDICIAL CIRCUIT
RETAIN Heinz Rudolf**

(RTN)	YES	83,736	76.31%
	NO	25,997	23.69%

COUNTY	YES	NO
ST. CLAIR	83,736	25,997

**JUDGE OF THE CIRCUIT COURT
TWENTY-FIRST JUDICIAL CIRCUIT
RETAIN Thomas W. Cunnington**

(RTN)	YES	42,176	81.87%
	NO	9,341	18.13%

COUNTY	YES	NO
IROQUOIS	9,125	1,846
KANKAKEE	33,051	7,495

**JUDGE OF THE CIRCUIT COURT
TWENTY-SECOND JUDICIAL CIRCUIT
RETAIN Michael J. Chmiel**

(RTN)	YES	107,313	73.94%
	NO	37,830	26.06%

COUNTY	YES	NO
McHENRY	107,313	37,830

**JUDGE OF THE CIRCUIT COURT
TWENTY-SECOND JUDICIAL CIRCUIT
RETAIN Tiffany Davis**

(RTN)	YES	109,893	76.71%
	NO	33,364	23.29%

COUNTY	YES	NO
McHENRY	109,893	33,364

**JUDGE OF THE CIRCUIT COURT
 TWENTY - FOURTH JUDICIAL CIRCUIT
 RETAIN Daniel J. Emge**

(RTN)	YES	38,328	80.55%
	NO	9,254	19.45%

COUNTY	YES	NO
MONROE	15,473	3,844
PERRY	6,071	1,799
RANDOLPH	10,625	2,643
WASHINGTON	6,159	968

**JUDGE OF THE CIRCUIT COURT
 COOK COUNTY JUDICIAL CIRCUIT
 RETAIN Kathy M. Flanagan**

(RTN)	YES	989,590	62.51%
	NO	593,495	37.49%

COUNTY	YES	NO
COOK	989,590	593,495

**JUDGE OF THE CIRCUIT COURT
 COOK COUNTY JUDICIAL CIRCUIT
 RETAIN Stuart F. Lubin**

(RTN)	YES	1,104,826	74.03%
	NO	387,544	25.97%

COUNTY	YES	NO
COOK	1,104,826	387,544

**JUDGE OF THE CIRCUIT COURT
 COOK COUNTY JUDICIAL CIRCUIT
 RETAIN Martin S. Agran**

(RTN)	YES	1,096,639	74.50%
	NO	375,369	25.50%

COUNTY	YES	NO
COOK	1,096,639	375,369

**JUDGE OF THE CIRCUIT COURT
 COOK COUNTY JUDICIAL CIRCUIT
 RETAIN Ronald F. Bartkowicz**

(RTN)	YES	1,080,553	72.98%
	NO	400,093	27.02%

COUNTY	YES	NO
COOK	1,080,553	400,093

**JUDGE OF THE CIRCUIT COURT
 COOK COUNTY JUDICIAL CIRCUIT
 RETAIN E. Kenneth Wright, Jr.**

(RTN)	YES	914,808	61.49%
	NO	572,987	38.51%

COUNTY	YES	NO
COOK	914,808	572,987

**JUDGE OF THE CIRCUIT COURT
 COOK COUNTY JUDICIAL CIRCUIT
 RETAIN James M. Varga**

(RTN)	YES	983,153	66.30%
	NO	499,789	33.70%

COUNTY	YES	NO
COOK	983,153	499,789

**JUDGE OF THE CIRCUIT COURT
 COOK COUNTY JUDICIAL CIRCUIT
 RETAIN Mary Margaret Brosnahan**

(RTN)	YES	1,007,053	67.33%
	NO	488,734	32.67%

COUNTY	YES	NO
COOK	1,007,053	488,734

**JUDGE OF THE CIRCUIT COURT
 COOK COUNTY JUDICIAL CIRCUIT
 RETAIN Maura Slattery Boyle**

(RTN)	YES	968,932	64.96%
	NO	522,657	35.04%

COUNTY	YES	NO
COOK	968,932	522,657

**JUDGE OF THE CIRCUIT COURT
 COOK COUNTY JUDICIAL CIRCUIT
 RETAIN Carl Anthony Walker**

(RTN)	YES	1,035,418	70.16%
	NO	440,457	29.84%

COUNTY	YES	NO
COOK	1,035,418	440,457

**JUDGE OF THE CIRCUIT COURT
 COOK COUNTY JUDICIAL CIRCUIT
 RETAIN Daniel Patrick Brennan**

(RTN)	YES	1,117,040	76.19%
	NO	349,121	23.81%

COUNTY	YES	NO
COOK	1,117,040	349,121

**JUDGE OF THE CIRCUIT COURT
 COOK COUNTY JUDICIAL CIRCUIT
 RETAIN Ellen L. Flannigan**

(RTN)	YES	1,128,750	76.47%
	NO	347,385	23.53%

COUNTY	YES	NO
COOK	1,128,750	347,385

**JUDGE OF THE CIRCUIT COURT
 COOK COUNTY JUDICIAL CIRCUIT
 RETAIN Carol M. Howard**

(RTN)	YES	1,143,651	77.50%
	NO	332,009	22.50%

COUNTY	YES	NO
COOK	1,143,651	332,009

**JUDGE OF THE CIRCUIT COURT
 COOK COUNTY JUDICIAL CIRCUIT
 RETAIN Jill C. Marisie**

(RTN)	YES	1,120,214	76.57%
	NO	342,850	23.43%

COUNTY	YES	NO
COOK	1,120,214	342,850

**JUDGE OF THE CIRCUIT COURT
 COOK COUNTY JUDICIAL CIRCUIT
 RETAIN Mike McHale**

(RTN)	YES	967,168	66.07%
	NO	496,670	33.93%

COUNTY	YES	NO
COOK	967,168	496,670

**JUDGE OF THE CIRCUIT COURT
 COOK COUNTY JUDICIAL CIRCUIT
 RETAIN James Patrick Murphy**

(RTN)	YES	1,120,126	76.15%
	NO	350,773	23.85%

COUNTY	YES	NO
COOK	1,120,126	350,773

**JUDGE OF THE CIRCUIT COURT
 COOK COUNTY JUDICIAL CIRCUIT
 RETAIN Ramon Ocasio III**

(RTN)	YES	1,099,922	75.24%
	NO	361,948	24.76%

COUNTY	YES	NO
COOK	1,099,922	361,948

**JUDGE OF THE CIRCUIT COURT
 COOK COUNTY JUDICIAL CIRCUIT
 RETAIN Mary Colleen Roberts**

(RTN)	YES	1,147,495	78.45%
	NO	315,268	21.55%

COUNTY	YES	NO
COOK	1,147,495	315,268

**JUDGE OF THE CIRCUIT COURT
 COOK COUNTY JUDICIAL CIRCUIT
 RETAIN Tommy Brewer**

(RTN)	YES	1,088,875	74.86%
	NO	365,732	25.14%

COUNTY	YES	NO
COOK	1,088,875	365,732

**JUDGE OF THE CIRCUIT COURT
 COOK COUNTY JUDICIAL CIRCUIT
 RETAIN Erica L. Reddick**

(RTN)	YES	1,124,730	77.12%
	NO	333,697	22.88%

COUNTY	YES	NO
COOK	1,124,730	333,697

**JUDGE OF THE CIRCUIT COURT
 COOK COUNTY JUDICIAL CIRCUIT
 RETAIN Lionel Jean-Baptiste**

(RTN)	YES	1,071,416	73.66%
	NO	383,122	26.34%

COUNTY	YES	NO
COOK	1,071,416	383,122

**JUDGE OF THE CIRCUIT COURT
 COOK COUNTY JUDICIAL CIRCUIT
 RETAIN Michael R. Clancy**

(RTN)	YES	1,073,487	74.06%
	NO	376,067	25.94%

COUNTY	YES	NO
COOK	1,073,487	376,067

**JUDGE OF THE CIRCUIT COURT
 COOK COUNTY JUDICIAL CIRCUIT
 RETAIN Regina Ann Scannicchio**

(RTN)	YES	1,110,525	76.42%
	NO	342,573	23.58%

COUNTY	YES	NO
COOK	1,110,525	342,573

**JUDGE OF THE CIRCUIT COURT
 COOK COUNTY JUDICIAL CIRCUIT
 RETAIN Diann Karen Marsalek**

(RTN)	YES	1,112,057	76.71%
	NO	337,566	23.29%

COUNTY	YES	NO
COOK	1,112,057	337,566

**JUDGE OF THE CIRCUIT COURT
 COOK COUNTY JUDICIAL CIRCUIT
 RETAIN Carl B. Boyd**

(RTN)	YES	974,805	66.92%
	NO	481,872	33.08%

COUNTY	YES	NO
COOK	974,805	481,872

**JUDGE OF THE CIRCUIT COURT
 COOK COUNTY JUDICIAL CIRCUIT
 RETAIN Daniel R. Degnan**

(RTN)	YES	1,067,149	74.02%
	NO	374,471	25.98%

COUNTY	YES	NO
COOK	1,067,149	374,471

**JUDGE OF THE CIRCUIT COURT
 COOK COUNTY JUDICIAL CIRCUIT
 RETAIN John H. Ehrlich**

(RTN)	YES	1,064,643	74.09%
	NO	372,373	25.91%

COUNTY	YES	NO
COOK	1,064,643	372,373

**JUDGE OF THE CIRCUIT COURT
 COOK COUNTY JUDICIAL CIRCUIT
 RETAIN Terry Gallagher**

(RTN)	YES	1,107,001	76.64%
	NO	337,505	23.36%

COUNTY	YES	NO
COOK	1,107,001	337,505

**JUDGE OF THE CIRCUIT COURT
 COOK COUNTY JUDICIAL CIRCUIT
 RETAIN William G. Gamboney**

(RTN)	YES	1,049,930	73.04%
	NO	387,456	26.96%

COUNTY	YES	NO
COOK	1,049,930	387,456

**JUDGE OF THE CIRCUIT COURT
 COOK COUNTY JUDICIAL CIRCUIT
 RETAIN Elizabeth Mary Hayes**

(RTN)	YES	1,145,709	78.87%
	NO	306,943	21.13%

COUNTY	YES	NO
COOK	1,145,709	306,943

**JUDGE OF THE CIRCUIT COURT
 COOK COUNTY JUDICIAL CIRCUIT
 RETAIN Martin C. Kelley**

(RTN)	YES	1,050,071	72.63%
	NO	395,672	27.37%

COUNTY	YES	NO
COOK	1,050,071	395,672

**JUDGE OF THE CIRCUIT COURT
 COOK COUNTY JUDICIAL CIRCUIT
 RETAIN Kimberly D. Lewis**

(RTN)	YES	1,145,699	79.05%
	NO	303,580	20.95%

COUNTY	YES	NO
COOK	1,145,699	303,580

**JUDGE OF THE CIRCUIT COURT
 COOK COUNTY JUDICIAL CIRCUIT
 RETAIN Aicha Marie MacCarthy**

(RTN)	YES	1,117,980	77.40%
	NO	326,438	22.60%

COUNTY	YES	NO
COOK	1,117,980	326,438

**JUDGE OF THE CIRCUIT COURT
 COOK COUNTY JUDICIAL CIRCUIT
 RETAIN Lisa Ann Marino**

(RTN)	YES	941,721	64.16%
	NO	526,070	35.84%

COUNTY	YES	NO
COOK	941,721	526,070

**JUDGE OF THE CIRCUIT COURT
 COOK COUNTY JUDICIAL CIRCUIT
 RETAIN Michael Tully Mullen**

(RTN)	YES	1,012,597	70.30%
	NO	427,755	29.70%

COUNTY	YES	NO
COOK	1,012,597	427,755

**JUDGE OF THE CIRCUIT COURT
 COOK COUNTY JUDICIAL CIRCUIT
 RETAIN Karen Lynn O'Malley**

(RTN)	YES	1,107,997	76.28%
	NO	344,452	23.72%

COUNTY	YES	NO
COOK	1,107,997	344,452

**JUDGE OF THE CIRCUIT COURT
 COOK COUNTY JUDICIAL CIRCUIT
 RETAIN Paul S. Pavlus**

(RTN)	YES	1,044,073	72.83%
	NO	389,488	27.17%

COUNTY	YES	NO
COOK	1,044,073	389,488

**JUDGE OF THE CIRCUIT COURT
 COOK COUNTY JUDICIAL CIRCUIT
 RETAIN Cynthia Ramirez**

(RTN)	YES	1,139,287	78.38%
	NO	314,246	21.62%

COUNTY	YES	NO
COOK	1,139,287	314,246

**JUDGE OF THE CIRCUIT COURT
 COOK COUNTY JUDICIAL CIRCUIT
 RETAIN Beatriz Santiago**

(RTN)	YES	1,006,412	69.29%
	NO	446,029	30.71%

COUNTY	YES	NO
COOK	1,006,412	446,029

**JUDGE OF THE CIRCUIT COURT
 COOK COUNTY JUDICIAL CIRCUIT
 RETAIN Clare Joyce Quish**

(RTN)	YES	1,060,982	74.17%
	NO	369,577	25.83%

COUNTY	YES	NO
COOK	1,060,982	369,577

**JUDGE OF THE CIRCUIT COURT
 COOK COUNTY JUDICIAL CIRCUIT
 RETAIN Stephanie Saltouros**

(RTN)	YES	1,106,565	76.99%
	NO	330,798	23.01%

COUNTY	YES	NO
COOK	1,106,565	330,798

**JUDGE OF THE CIRCUIT COURT
 COOK COUNTY JUDICIAL CIRCUIT
 RETAIN Kent Delgado**

(RTN)	YES	1,101,090	76.39%
	NO	340,268	23.61%

COUNTY	YES	NO
COOK	1,101,090	340,268

**JUDGE OF THE CIRCUIT COURT
 COOK COUNTY JUDICIAL CIRCUIT
 RETAIN Cecilia Anne Horan**

(RTN)	YES	1,088,846	75.65%
	NO	350,472	24.35%

COUNTY	YES	NO
COOK	1,088,846	350,472

**JUDGE OF THE CIRCUIT COURT
 COOK COUNTY JUDICIAL CIRCUIT
 RETAIN Joanne F. Rosado**

(RTN)	YES	1,118,871	77.76%
	NO	320,088	22.24%

COUNTY	YES	NO
COOK	1,118,871	320,088

**JUDGE OF THE CIRCUIT COURT
 COOK COUNTY JUDICIAL CIRCUIT
 RETAIN Toya T. Harvey**

(RTN)	YES	1,118,747	77.84%
	NO	318,455	22.16%

COUNTY	YES	NO
COOK	1,118,747	318,455

**JUDGE OF THE CIRCUIT COURT
 COOK COUNTY JUDICIAL CIRCUIT
 RETAIN Adrienne Elaine Davis**

(RTN)	YES	1,114,057	77.57%
	NO	322,219	22.43%

COUNTY	YES	NO
COOK	1,114,057	322,219

**JUDGE OF THE CIRCUIT COURT
 COOK COUNTY JUDICIAL CIRCUIT
 RETAIN H. Yvonne Coleman**

(RTN)	YES	1,106,479	76.98%
	NO	330,812	23.02%

COUNTY	YES	NO
COOK	1,106,479	330,812

**JUDGE OF THE CIRCUIT COURT
 COOK COUNTY JUDICIAL CIRCUIT
 RETAIN Debra A. Seaton**

(RTN)	YES	1,106,781	77.27%
	NO	325,556	22.73%

COUNTY	YES	NO
COOK	1,106,781	325,556

**JUDGE OF THE CIRCUIT COURT
 COOK COUNTY JUDICIAL CIRCUIT
 RETAIN David R. Navarro**

(RTN)	YES	1,117,492	77.28%
	NO	328,518	22.72%

COUNTY	YES	NO
COOK	1,117,492	328,518

**JUDGE OF THE CIRCUIT COURT
 COOK COUNTY JUDICIAL CIRCUIT
 RETAIN Marian Emily Perkins**

(RTN)	YES	1,127,070	78.51%
	NO	308,572	21.49%

COUNTY	YES	NO
COOK	1,127,070	308,572

**JUDGE OF THE CIRCUIT COURT
 COOK COUNTY JUDICIAL CIRCUIT
 RETAIN Robert Harris**

(RTN)	YES	1,119,569	77.83%
	NO	318,840	22.17%

COUNTY	YES	NO
COOK	1,119,569	318,840

**JUDGE OF THE CIRCUIT COURT
 COOK COUNTY JUDICIAL CIRCUIT
 RETAIN Preston Jones, Jr.**

(RTN)	YES	1,103,600	77.08%
	NO	328,168	22.92%

COUNTY	YES	NO
COOK	1,103,600	328,168

**JUDGE OF THE CIRCUIT COURT
 COOK COUNTY JUDICIAL CIRCUIT
 RETAIN Peter Michael Gonzalez**

(RTN) YES 1,031,065 71.93%
 NO 402,427 28.07%

COUNTY	YES	NO
COOK	1,031,065	402,427

**JUDGE OF THE CIRCUIT COURT
 COOK COUNTY JUDICIAL CIRCUIT
 RETAIN Jeanne Marie Wrenn**

(RTN) YES 1,095,040 77.01%
 NO 326,952 22.99%

COUNTY	YES	NO
COOK	1,095,040	326,952

**JUDGE OF THE CIRCUIT COURT
 COOK COUNTY JUDICIAL CIRCUIT
 RETAIN Michael B. Barrett**

(RTN) YES 1,097,237 77.02%
 NO 327,336 22.98%

COUNTY	YES	NO
COOK	1,097,237	327,336

**JUDGE OF THE CIRCUIT COURT
 COOK COUNTY JUDICIAL CIRCUIT
 RETAIN Tiana Ellis Blakely**

(RTN) YES 1,117,975 78.29%
 NO 309,947 21.71%

COUNTY	YES	NO
COOK	1,117,975	309,947

**JUDGE OF THE CIRCUIT COURT
 COOK COUNTY JUDICIAL CIRCUIT
 RETAIN Joel Chupack**

(RTN)	YES	1,041,881	73.77%
	NO	370,372	26.23%

COUNTY	YES	NO
COOK	1,041,881	370,372

**JUDGE OF THE CIRCUIT COURT
 COOK COUNTY JUDICIAL CIRCUIT
 RETAIN Elizabeth Ciaccia-Lezza**

(RTN)	YES	965,803	67.62%
	NO	462,461	32.38%

COUNTY	YES	NO
COOK	965,803	462,461

**JUDGE OF THE CIRCUIT COURT
 COOK COUNTY JUDICIAL CIRCUIT
 RETAIN Kevin Patrick Cunningham**

(RTN)	YES	1,091,102	76.65%
	NO	332,399	23.35%

COUNTY	YES	NO
COOK	1,091,102	332,399

**JUDGE OF THE CIRCUIT COURT
 COOK COUNTY JUDICIAL CIRCUIT
 RETAIN Colleen Reardon Daly**

(RTN)	YES	1,017,469	71.44%
	NO	406,820	28.56%

COUNTY	YES	NO
COOK	1,017,469	406,820

**JUDGE OF THE CIRCUIT COURT
 COOK COUNTY JUDICIAL CIRCUIT
 RETAIN Beatriz A. Frausto-Sandoval**

(RTN)	YES	1,090,455	76.65%
	NO	332,154	23.35%

COUNTY	YES	NO
COOK	1,090,455	332,154

**JUDGE OF THE CIRCUIT COURT
 COOK COUNTY JUDICIAL CIRCUIT
 RETAIN Ieshia Gray**

(RTN)	YES	870,242	60.60%
	NO	565,865	39.40%

COUNTY	YES	NO
COOK	870,242	565,865

**JUDGE OF THE CIRCUIT COURT
 COOK COUNTY JUDICIAL CIRCUIT
 RETAIN Jack Hagerty**

(RTN)	YES	1,066,688	75.32%
	NO	349,571	24.68%

COUNTY	YES	NO
COOK	1,066,688	349,571

**JUDGE OF THE CIRCUIT COURT
 COOK COUNTY JUDICIAL CIRCUIT
 RETAIN Lindsay Huge**

(RTN)	YES	1,085,670	76.67%
	NO	330,348	23.33%

COUNTY	YES	NO
COOK	1,085,670	330,348

**JUDGE OF THE CIRCUIT COURT
 COOK COUNTY JUDICIAL CIRCUIT
 RETAIN Kathaleen Theresa Lanahan**

(RTN)	YES	1,103,506	77.69%
	NO	316,939	22.31%

COUNTY	YES	NO
COOK	1,103,506	316,939

**JUDGE OF THE CIRCUIT COURT
 COOK COUNTY JUDICIAL CIRCUIT
 RETAIN Thomas F. McGuire**

(RTN)	YES	1,082,021	76.24%
	NO	337,199	23.76%

COUNTY	YES	NO
COOK	1,082,021	337,199

**JUDGE OF THE CIRCUIT COURT
 COOK COUNTY JUDICIAL CIRCUIT
 RETAIN Scott McKenna**

(RTN)	YES	1,082,857	76.26%
	NO	337,095	23.74%

COUNTY	YES	NO
COOK	1,082,857	337,095

**JUDGE OF THE CIRCUIT COURT
 COOK COUNTY JUDICIAL CIRCUIT
 RETAIN Shannon O'Malley**

(RTN)	YES	839,085	57.93%
	NO	609,251	42.07%

COUNTY	YES	NO
COOK	839,085	609,251

**JUDGE OF THE CIRCUIT COURT
COOK COUNTY JUDICIAL CIRCUIT
RETAIN Erika Orr**

(RTN)	YES	1,114,608	78.42%
	NO	306,760	21.58%

COUNTY	YES	NO
COOK	1,114,608	306,760

**JUDGE OF THE CIRCUIT COURT
COOK COUNTY JUDICIAL CIRCUIT
RETAIN Linda Perez**

(RTN)	YES	1,056,109	73.81%
	NO	374,788	26.19%

COUNTY	YES	NO
COOK	1,056,109	374,788

**JUDGE OF THE CIRCUIT COURT
COOK COUNTY JUDICIAL CIRCUIT
RETAIN James "Jamie" Shapiro**

(RTN)	YES	982,069	68.91%
	NO	442,987	31.09%

COUNTY	YES	NO
COOK	982,069	442,987

**JUDGE OF THE CIRCUIT COURT
COOK COUNTY JUDICIAL CIRCUIT
RETAIN Tom Sam Sianis**

(RTN)	YES	1,049,952	74.22%
	NO	364,609	25.78%

COUNTY	YES	NO
COOK	1,049,952	364,609

**JUDGE OF THE CIRCUIT COURT
 COOK COUNTY JUDICIAL CIRCUIT
 RETAIN Rosa Maria Silva**

(RTN)	YES	1,128,442	78.81%
	NO	303,458	21.19%

COUNTY	YES	NO
COOK	1,128,442	303,458

**JUDGE OF THE CIRCUIT COURT
 COOK COUNTY JUDICIAL CIRCUIT
 RETAIN Kathryn Maloney Vahey**

(RTN)	YES	1,104,747	77.59%
	NO	319,154	22.41%

COUNTY	YES	NO
COOK	1,104,747	319,154

**JUDGE OF THE CIRCUIT COURT
 COOK COUNTY JUDICIAL CIRCUIT
 RETAIN Andrea Michelle Webber**

(RTN)	YES	1,140,947	79.80%
	NO	288,792	20.20%

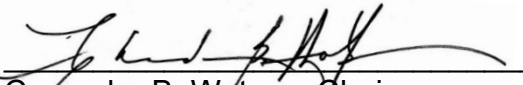
COUNTY	YES	NO
COOK	1,140,947	288,792


**JUDGE OF THE CIRCUIT COURT
 COOK COUNTY JUDICIAL CIRCUIT
 RETAIN Arthur Wesley Willis**


(RTN)	YES	1,098,741	76.85%
	NO	330,895	23.15%

COUNTY	YES	NO
COOK	1,098,741	330,895


IN WITNESS WHEREOF, We hereto set our hands and cause to be affixed the Seal of the State Board of Elections. Done at the City of Springfield, this 2nd day of December, 2024.


Casandra B. Watson, Chair


Laura K. Donahue, Vice Chair



Jennifer M. Ballard Croft, Member


Cristina D. Cray, Member

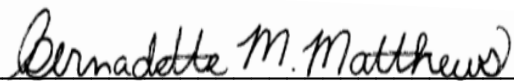

Tonya L. Genovese, Member


Catherine S. McCrory, Member


Rick S. Terven, Sr., Member


Jack Vrett, Member



Attest: 
Bernadette M. Matthews, Executive Director